

Vietnam

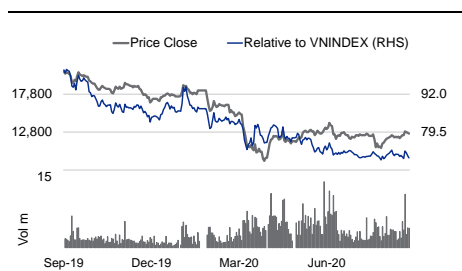
ADD (no change)

Consensus ratings*: Buy 7 Hold 1 Sell 0

Current price:	VND12,600
Target price:	VND15,900
Previous target:	VND16,500
Up/downside:	26.2%
CGS-CIMB / Consensus:	9.7%
Reuters:	PVS.HM
Bloomberg:	PVS VN
Market cap:	US\$260.0m
	VND6,022,376m
Average daily turnover:	US\$2.16m
	VND50,098m
Current shares o/s:	478.0m
Free float:	34.0%
*Source: Bloomberg	

Key changes in this note

- FY20-22F EPS forecasts decreased by 6.7-9.6%



Source: Bloomberg

Price performance	1M	3M	12M
Absolute (%)	17.8	0	-39.4
Relative (%)	7.4	-2	-29

Major shareholders	% held
PetroVietnam Group	51.4
Acadian Frontier Markets Equity	3.3
Vietnam Invstmt. Property Holdings	3.2

Analyst(s)

Mai PHAM

T (84) 94 328 0850

E mai.phamle@vndirect.com.vn

PetroVietnam Technical Services

Finding momentum in domestic projects

- We expect domestic projects such as Block B-O Mon and Su Tu Trang Phase 2 (est. total value: US\$1.3bn) could support PVS's FY21-23F bottomline.
- Reiterate Add, at a lower TP of VND15,900.

2Q20 net profit supported by O&M segment and provision reversal

PetroVietnam Technical Services (PVS) reported a 14.3% increase in net revenue and a 22.1% increase in net profit in 2Q20. The yoy growth was thanks to: 1) revenue recognition of near-completion projects, such as Sao Vang Dai Nguyet and Gallaf Qatar, accompanied by a 3.9%-pt gross margin expansion in the Operation and Maintenance (O&M) segment (from 9.0% to 12.9%) — this helped offset the weak performance of port base and FPSO segments; and 2) a strong dip of 57.1% yoy in G&A expense in 2Q, as the company made VND22bn of provision reversal on bad debt collection (vs. VND95bn provision expense in 2Q19).

1H20 net profit slightly behind expectation

Due to a sluggish 1Q, 1H20 net profit dropped 35.7% yoy on the back of: 1) a 4.0%-pt contraction in blended GPM, as a result of higher operating costs from implementing Covid-19 restrictions; 2) a 60.2% slump in income from affiliates, as Rong Doi MV12 JV needed to make provisions after encountering unexpected technical issues; and 3) positive 1H20 minority interest of VND35bn, due to lower loss from the CGGV JV (vs. negative minority interest of VND33bn in 1H19). Net profit met only 41.9% of our full-year forecast as we had anticipated higher income from affiliates and lower minority interest.

Domestic demand could be the key earnings driver in FY21F

PVS has yet to confirm any big contracts to add to its FY21F backlog, but we think that most of its potential contracts would be domestic, due to: 1) rising global competition, in light of capex cuts on O&G activities; and (2) Vietnam's gas shortage leading to the need to either develop new gas fields or build infrastructure to import LNG. In addition, Vietnam's success in containing the Covid-19 pandemic is also a supporting factor for the execution of new projects. We expect PVS could win the Block B-O Mon pipeline and Su Tu Trang Phase 2 contracts, adding an est. US\$1.25bn to its FY21-23F backlog.

Reiterate Add, at a lower TP of VND15,900

We cut our FY20-22F EPS forecasts by 6.7-9.6% to reflect weaker-than-expected income from affiliates and better subsidiary performance (higher minority interest). This results in a lower TP of VND15,900, based on an equal weighting of DCF and target FY20-22F P/E of 6.8x. Re-rating catalyst is new contract awards, such as Block B-O Mon and Su Tu Trang Phase 2. Downside risks include geopolitical issues that could affect the progress of domestic E&P projects and higher-than-expected cost incurred at FSO MV12.

Financial Summary	Dec-18A	Dec-19A	Dec-20F	Dec-21F	Dec-22F
Revenue (VNDb)	14,638	16,968	16,243	20,451	20,985
Operating EBITDA (VNDb)	939.9	618.6	788.2	820.5	922.9
Net Profit (VNDb)	1,047	849	840	931	1,057
Core EPS (VND)	2,191	1,777	1,758	1,948	2,212
Core EPS Growth	4.0%	(18.9%)	(1.1%)	10.8%	13.6%
FD Core P/E (x)	5.75	7.09	7.17	6.47	5.70
DPS (VND)	1,064	830	700	700	700
Dividend Yield	8.45%	6.59%	5.56%	5.56%	5.56%
EV/EBITDA (x)	(5.50)	(11.00)	(7.50)	(5.49)	(4.21)
P/FCFE (x)	5.96	5.75	NA	NA	NA
Net Gearing	(56.1%)	(65.2%)	(60.6%)	(55.6%)	(52.9%)
P/BV (x)	0.51	0.50	0.52	0.60	0.64
ROE	8.9%	7.1%	7.1%	8.6%	10.8%
% Change In Core EPS Estimates			(6.72%)	(9.59%)	(7.56%)
CGS-CIMB/Consensus EPS (x)			1.13	1.16	1.00

SOURCES: VND RESEARCH, COMPANY REPORTS

Finding momentum in domestic projects

2Q and 1H20 results overview ►

Figure 1: 2Q20 and 1H20 business results overview

FYE Dec (VNDbn)	2Q20	2Q19	% yoy	1H20	1H19	% yoy	vs. FY20 forecast	Comments
Net revenue	5,518	4,826	14.3%	8,759	8,921	-1.8%	54.4%	
Offshore support vessel	458	491	-6.8%	979	882	11.0%		
FSO/FPSO	1,363	429	217.5%	1,912	814	135.0%		
Seismic survey & ROV	76	297	-74.4%	152	351	-56.5%		
Port base	412	349	18.0%	784	737	6.4%		
Mechanics & construction (M&C)	2,756	2,720	1.3%	4,173	5,383	-22.5%		
Operation and maintenance (O&M)	299	367	-18.5%	494	481	2.6%		
Other services	155	173	-10.8%	264	273	-3.2%		
Gross profit	245	376	-34.8%	437	800	-45.4%	44.4%	
Offshore support vessel	26	42	-39.2%	56	84	-33.7%		
FSO/FPSO	40	45	-11.0%	63	91	-30.6%		
Seismic survey & ROV	13	48	-72.4%	8	35	-77.2%		
Port base	49	90	-45.4%	119	174	-31.8%		
Mechanics & construction (M&C)	64	96	-33.6%	125	336	-62.9%		
Operation and maintenance (O&M)	39	33	17.4%	50	39	27.5%		
Other services	15	23	-33.3%	17	41	-58.6%		
Gross profit margin	4.4%	7.8%	-3.3% pts	5.0%	9.0%	-4.0% pts		
Offshore support vessel	5.6%	8.6%	-3.0% pts	5.7%	9.6%	-3.9% pts		
FSO/FPSO	2.9%	10.4%	-7.5% pts	3.3%	11.1%	-7.9% pts		
Seismic survey & ROV	NA	9.9%	+1.2% pts	5.2%	9.9%	-4.7% pts		
Port base	11.9%	25.8%	-13.8% pts	15.1%	23.6%	-8.5% pts		
Mechanics & construction (M&C)	2.3%	3.5%	-1.2% pts	3.0%	6.2%	-3.3% pts		
Operation and maintenance (O&M)	12.9%	9.0%	+4.0% pts	10.1%	8.1%	+2.0% pts		
Other services	10.0%	13.4%	-3.4% pts	6.4%	15.1%	-8.6% pts		
SG&A expenses	(132)	(307)	-57.1%	(280)	(464)	-35.1%	40.1%	Due to provision reversal following bad debt collection from PVEP
Net financial income (expenses)	33	74	-55.8%	109	110	-0.9%	64.1%	Higher interest income and FX gain
Gain/loss from investment in JVs	129	225	-42.7%	161	404	-60.2%	32.1%	Provision expense booked at Rong Doi MV12 JV due to unexpected technical issues
Pre-tax profit	429	235	83.1%	606	716	-15.3%	56.2%	
Profit after tax	292	169	72.9%	412	554	-25.5%	48.1%	
Minority interest	25	(50)	-150.8%	(35)	33	NA	NA	
Net profit	266	218	22.1%	378	587	-35.7%	41.9%	

SOURCES: VND RESEARCH, COMPANY REPORTS

Update on PVS's current and potential projects ►

According to PVS, the five potential projects that could be added to its backlog in the next few years include: 1) Block B-O Mon, 2) Blue Whale, 3) Nhon Trach 3-4 power plants, 4) LNG terminals, and 5) small projects such as Su Tu Trang Phase 2 development, fuel warehouses, etc. The small-project segment already includes the business cooperation contract (BCC) that PVS signed in early-Aug with PV Gas (GAS VN, Hold, TP: VND70,000) and PVPower (POW VN, Add, TP: VND13,600). According to a company representative, this contract is still at a preliminary stage, and PVS would be mainly involved in providing services and operating the gas-electricity-port supply chain.

In our view, the most likely contract in FY21F would be Block B-O Mon pipeline, the EPC bidding of which would end in Sep 2020. PVS said the quality of the company's work has been proved through the Sao Vang Dai Nguyet project, which would support its bid for the Block B-O Mon project.

Figure 2: PVS's key projects in M&C segment

Project	Est. contract value* (US\$m)	Est. revenue in FY20F	Expected project span	Status
Incorporated				
Gallaf Qatar	320	144	2019 - 1Q21F	Under development. PVS has successfully transported around 1,000 staff to Qatar for the final stage (T&I, hook-up to existing platform) of the project.
Sao Vang Dai Nguyet (SVDN)	500	60	2018 - 2021F	Under development. The schedule for first gas remained in 4Q20F.
SVDN intrafield and pipeline connecting to Nam Con Son 2	96	67	3Q19 - 2021F	Contract signed in Oct 2019. Should progress in line with the development of SVDN fields.
Nam Con Son 2 Phase 2	26	20	3Q19 - 1Q21F	Major EPC contractors selected in 3Q19. PTSC was chosen as the sub-contractor for the c.US\$130m subsea pipeline EPC contract (TechnipFMC as main contractor). We estimate that PVS could record US\$26m of revenue during FY20-21F for this contract.
LNG Thi Vai terminal	78	27	3Q19 - 4Q22F	EPC contract awarded in Jun 2019. Project started in Oct 2019. PVS has a 39% stake in the project.
Su Tu Trang Phase 2	250	-	2021 - 2023F	First gas of Phase 2A/2B are expected from Dec 2020F/4Q23F.
Block B - O Mon pipeline	1,000	-	2021 - 2023F	EPC tender opened in Feb 2020 and extended from Jul to Sep 2020. First gas expected in 2023F.
Nam Du - U Minh	150	-	2021 - 2023F	According to Jadestone, the company is under ongoing discussions with the Vietnamese government relating to a gas sales and purchase agreement. Jadestone anticipates completing the gas sales and purchase agreement alongside the eventual field development plan approval. Discussions are progressing, with a view to reaching an agreement later this year.
Unincorporated				
Block B - O Mon field	6,700	-	2021 - 2023F	FEED contract completed. Tender packages would be opened in line with the progress of downstream gas-fired power plant projects.
Blue Whale	NA	-	2021 - 2024F	FEED contract awarded to Saipem in Feb 2019. In Jul 2020, PVN and EVN said they were working with ExxonMobil to finalise gas sale and electricity agreements. First gas expected in 4Q23F.
Lac Da Vang	NA	-	2021 - 2023F	ODP was approved in Sep 2019. Murphy (the field operator) expected FID to be approved in 2020F but we think this project could be delayed further.

SOURCES: VND RESEARCH, COMPANY REPORTS

In addition, while there has not been any operating LNG-based power plants in Vietnam to date, our rough calculation results in a total of 25 LNG projects with an estimated capacity of 50GW (almost equal to Vietnam's installed capacity of 55GW as at end-2019) at different stages of development. This calls for the need to build infrastructure for such plants, specifically LNG terminals to import the material, thereby creating huge opportunities for service providers such as PVS. Although we do not incorporate any LNG terminal contracts into PVS's valuation model, except for LNG Thi Vai, we see these contracts as an upside to our valuation.

Forecast revision ➤

Figure 3: Earnings revision

VNDbn	2020F			2021F			2022F			Comment
	Old	New	% Δ	Old	New	% Δ	Old	New	% Δ	
Net revenue	16,105	16,243	0.9%	20,438	20,451	0.1%	20,971	20,985	0.1%	
Gross profit	984	933	-5.1%	1,282	1,216	-5.1%	1,313	1,281	-2.4%	
Selling expenses	(102)	(103)	0.9%	(130)	(130)	0.1%	(133)	(133)	0.1%	
G&A expenses	(596)	(520)	-12.8%	(818)	(783)	-4.3%	(839)	(803)	-4.3%	We cut FY20-22F G&A expense from 4.0% of revenue to 3.8% of revenue to reflect the company's efforts to cut costs. In addition, we take into account the provision reversal in 1H20 thanks to bad debt collection.
Operating profit	285	310	8.6%	334	304	-9.1%	341	345	1.3%	
Gain/loss from investment in associates	501	423	-15.6%	622	550	-11.5%	782	703	-10.1%	We lower the forecast for income from affiliates, assuming a US\$20m provision at Rong Doi MV12 JV, which PVS would bear 33% of the burden. In addition, we reduce FPSO Ruby's charter rate from FY21F by 9% on average, as the customer is asking for a lower day rate upon contract renegotiation at end-FY20F.
Pre-tax profit	1,078	1,085	0.6%	1,233	1,202	-2.5%	1,369	1,366	-0.3%	
Net profit	901	840	-6.7%	1,030	931	-9.6%	1,144	1,057	-7.6%	
EPS (VND)	1,884	1,758	-6.7%	2,154	1,948	-9.6%	2,393	2,212	-7.6%	

SOURCES: VND RESEARCH

The key changes in our FY20-22F assumptions include provision reversal following PVEP's debt repayment, and increased provisions for the technical

issues at Rong Doi MV12 JV (Modec is the operator and owns 42%, PTSC owns 33%, and Mitsui owns the remaining 25%) in FY20F.

To be specific, in Dec 2019, the FSO MV12, which belongs to Rong Doi MV12 JV, encountered unexpected technical issues regarding its anchoring and subsea systems. The FSO had to stop operations in 1H20, leading to a loss of VND125bn for the JV (vs. VND4bn profit generated in 1H19). By Aug 2020, the FSO has been temporarily repaired to resume oil drilling at Rong Doi field. For the full year, we forecast FSO MV12's total loss at VND162bn, given an estimated total repair expense of US\$15m-20m (fully provisioned for in FY20F).

Reiterate Add at a lower TP of VND15,900 ➤

Figure 4: Cost of equity assumption

Cost of equity	
Risk Free Rate	4.0%
Beta	1.7
Risk Premium	11.0%
Cost of Equity	22.7%

SOURCE: VND RESEARCH

Figure 5: WACC and terminal growth

VNDbn	
Equity Value	9,798
Debt	1,356
Cost of Debt	3.0%
Tax Rate	20.5%
WACC	20.2%
Perpetual Growth Rate	1.0%

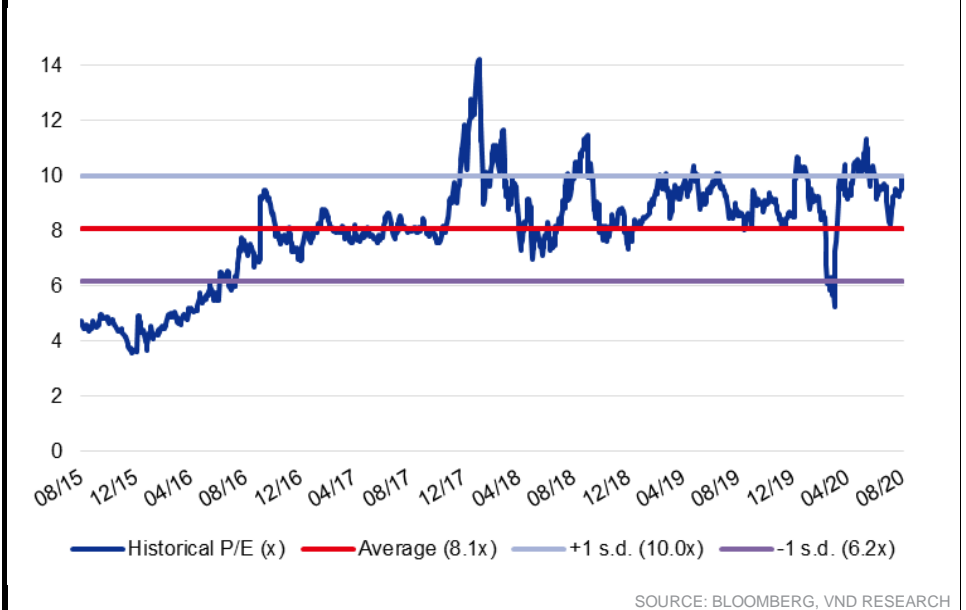
SOURCE: VND RESEARCH

Figure 6: Blended target price

Method	Implied share price (VND)	Weight (%)	Weighted share price (VND)
DCF	18,381	50%	9,190
FY20-22F target P/E of 6.8x	13,413	50%	6,707
Blended value			15,897
Target price			15,900

SOURCE: VND RESEARCH

Figure 7: PVS's historical P/E from Aug 2015 to date



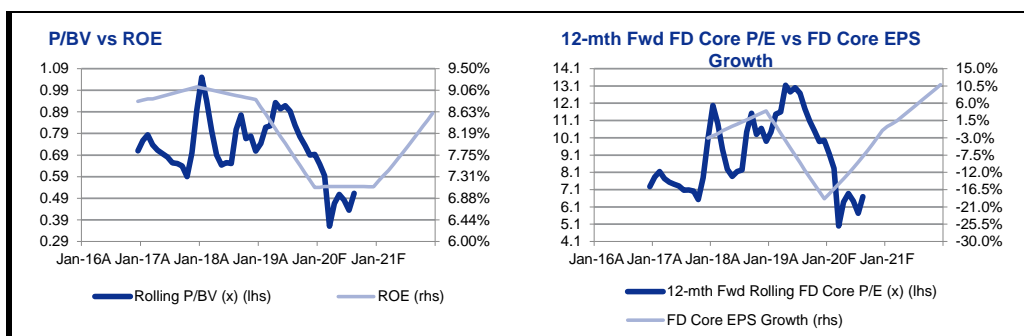
SOURCE: BLOOMBERG, VND RESEARCH

Figure 8: Peer comparison

Company	Bloomberg Ticker	Recom.	Share Price (local curr)	Target Price (local curr)	Market Cap (US\$ m)	P/E (x)			3-yr fw CAGR EPS (%)	P/BV (x)			ROE (%)			ROA (%)		
						TTM	FY20F	FY21F		TTM	FY20F	FY21F	TTM	FY20F	FY21F	TTM	FY20F	FY21F
PV Technical Services	PVS VN	ADD	12,600	15,900	262	9.7	7.3	6.6	7.6%	0.5	0.5	0.6	5.0%	7.2%	8.6%	2.3%	3.4%	3.8%
Malaysia Marine Eng	MMHE MK	NOT RATED	0.37	NA	142	NA	NA	37.0	NA	0.3	0.3	0.3	-17.7%	-3.6%	1.0%	-12.6%	-2.8%	0.9%
Yinson Holdings	YNS MK	ADD	6.32	6.94	1,619	33.6	33.2	15.6	35.9%	1.9	2.0	1.9	5.8%	2.5%	8.6%	2.1%	2.4%	4.1%
Sembcorp Marine	SMM SP	HOLD	0.21	0.46	323	NA	NA	NA	-59.5%	0.3	0.2	0.2	-6.1%	-13.1%	-4.1%	-1.6%	-3.3%	-1.0%
Hyundai Engineering	000720 KS	HOLD	32,650	45,000	3,070	10.7	7.2	6.9	NA	0.5	0.5	0.4	5.0%	6.7%	6.7%	1.8%	2.4%	2.4%
Keppel Corp	KEP SP	ADD	4.63	6.46	6,195	NA	NA	11.9	5.3%	0.8	0.8	0.8	-1.7%	-2.2%	6.5%	-0.6%	-0.8%	2.4%
Average (all)					1,935	18.0	15.9	15.6	-2.7%	0.7	0.7	0.7	-1.6%	-0.4%	4.5%	-1.4%	0.2%	2.1%
Average (excluding PVS)					2,270	22.1	20.2	17.8	-6.1%	0.8	0.7	0.7	-3.0%	-1.9%	3.7%	-2.2%	-0.4%	1.8%

SOURCES: VND RESEARCH, CGS-CIMB RESEARCH, BLOOMBERG (DATA AS AT 31 AUG)

BY THE NUMBERS



Profit & Loss

(VNDb)	Dec-18A	Dec-19A	Dec-20F	Dec-21F	Dec-22F
Total Net Revenues	14,638	16,968	16,243	20,451	20,985
Gross Profit	1,119	898	933	1,216	1,281
Operating EBITDA	940	619	788	821	923
Depreciation And Amortisation	(567)	(478)	(478)	(517)	(578)
Operating EBIT	373	140	310	304	345
Financial Income/(Expense)	440	253	229	192	158
Pretax Income/(Loss) from Assoc.	723	581	423	550	703
Non-Operating Income/(Expense)	(559)	129	124	156	160
Profit Before Tax (pre-EI)	976	1,103	1,085	1,202	1,366
Exceptional Items					
Pre-tax Profit	976	1,103	1,085	1,202	1,366
Taxation	(403)	(295)	(222)	(246)	(280)
Exceptional Income - post-tax					
Profit After Tax	573	808	863	956	1,086
Minority Interests	474	41	(22)	(25)	(28)
Preferred Dividends					
FX Gain/(Loss) - post tax					
Other Adjustments - post-tax					
Net Profit	1,047	849	840	931	1,057
Recurring Net Profit	1,047	849	840	931	1,057
Fully Diluted Recurring Net Profit	1,047	849	840	931	1,057

Cash Flow

(VNDb)	Dec-18A	Dec-19A	Dec-20F	Dec-21F	Dec-22F
EBITDA	940	619	788	821	923
Cash Flow from Inv. & Assoc.	(997)	(855)	(722)	(809)	(926)
Change In Working Capital	(710)	1,367	(84)	(459)	(102)
(Incr)/Decr in Total Provisions	90	154	0	0	0
Other Non-Cash (Income)/Expense	36	485	297	382	443
Other Operating Cashflow	1,055	495	688	724	785
Net Interest (Paid)/Received	(36)	(39)	(41)	(38)	(38)
Tax Paid	(187)	(320)	(233)	(258)	(293)
Cashflow From Operations	192	1,906	692	362	790
Capex	(355)	(766)	(733)	(923)	(567)
Disposals Of FAs/subsidiaries	2	5	5	5	5
Acq. Of Subsidiaries/investments					
Other Investing Cashflow	1,428	(545)	(545)	(545)	(545)
Cash Flow From Investing	1,075	(1,306)	(1,273)	(1,463)	(1,106)
Debt Raised/(repaid)	(256)	448	(316)	147	(154)
Proceeds From Issue Of Shares					
Shares Repurchased					
Dividends Paid	(509)	(397)	(335)	(335)	(335)
Preferred Dividends					
Other Financing Cashflow	0	0	0	0	0
Cash Flow From Financing	(765)	52	(651)	(188)	(489)
Total Cash Generated	502	651	(1,232)	(1,288)	(805)
Free Cashflow To Equity	1,011	1,048	(897)	(954)	(470)
Free Cashflow To Firm	1,303	639	(540)	(1,062)	(278)

SOURCES: VND RESEARCH, COMPANY REPORTS

BY THE NUMBERS... cont'd

Balance Sheet

(VNDb)	Dec-18A	Dec-19A	Dec-20F	Dec-21F	Dec-22F
Total Cash And Equivalents	8,037	9,692	8,460	7,171	6,366
Total Debtors	5,006	4,627	4,611	5,805	5,957
Inventories	494	1,269	795	999	1,024
Total Other Current Assets	591	396	379	477	490
Total Current Assets	14,129	15,984	14,245	14,453	13,837
Fixed Assets	2,634	3,177	3,432	3,838	3,827
Total Investments	4,937	5,372	5,256	5,269	5,271
Intangible Assets	0	0	0	0	0
Total Other Non-Current Assets	1,390	1,471	1,471	1,471	1,471
Total Non-current Assets	8,961	10,020	10,159	10,579	10,569
Short-term Debt	721	771	337	417	324
Current Portion of Long-Term Debt					
Total Creditors	3,277	4,356	3,768	4,787	4,872
Other Current Liabilities	2,827	3,867	3,702	4,661	4,783
Total Current Liabilities	6,825	8,995	7,807	9,866	9,978
Total Long-term Debt	193	584	702	769	708
Hybrid Debt - Debt Component					
Total Other Non-Current Liabilities	3,366	3,641	3,641	3,641	3,641
Total Non-current Liabilities	3,559	4,225	4,343	4,409	4,349
Total Provisions	0	0	0	0	0
Total Liabilities	10,384	13,220	12,150	14,275	14,327
Shareholders' Equity	11,872	12,070	11,563	10,090	9,440
Minority Interests	833	714	692	667	639
Total Equity	12,705	12,784	12,254	10,757	10,079

Key Ratios

	Dec-18A	Dec-19A	Dec-20F	Dec-21F	Dec-22F
Revenue Growth	(13.5%)	15.9%	(4.3%)	25.9%	2.6%
Operating EBITDA Growth	(3.0%)	(34.2%)	27.4%	4.1%	12.5%
Operating EBITDA Margin	6.42%	3.65%	4.85%	4.01%	4.40%
Net Cash Per Share (VND)	14,903	17,441	15,525	12,522	11,161
BVPS (VND)	24,839	25,253	24,191	21,110	19,751
Gross Interest Cover	13.91	4.15	8.70	9.17	10.45
Effective Tax Rate	41.3%	26.7%	20.5%	20.5%	20.5%
Net Dividend Payout Ratio	48.6%	46.7%	39.8%	35.9%	31.6%
Accounts Receivables Days	132.1	103.6	104.1	93.0	102.3
Inventory Days	12.96	20.02	24.68	17.03	18.74
Accounts Payables Days	84.69	81.93	89.63	74.62	82.23
ROIC (%)	6.27%	2.80%	9.12%	7.55%	8.78%
ROCE (%)	6.30%	3.32%	4.45%	4.45%	4.93%
Return On Average Assets	0.92%	2.47%	2.70%	3.24%	3.88%

Key Drivers

	Dec-18A	Dec-19A	Dec-20F	Dec-21F	Dec-22F
Outstanding Orderbook (VNDb)	13,070	16,991	42,072	31,871	20,305
Order Book Wins (VNDb)	N/A	N/A	N/A	N/A	N/A
Order Book Depletion (VNDb)	N/A	N/A	N/A	N/A	N/A
Average Day Rate Per Ship (US\$)	N/A	N/A	N/A	N/A	N/A
No. Of Ships (unit)	N/A	N/A	N/A	N/A	N/A
Average Utilisation Rate (%)	N/A	N/A	N/A	N/A	N/A
Oil Price (US\$/bbl)	71.1	64.2	45.0	55.0	57.0
Energy Production Volume (mmboe)	N/A	N/A	N/A	N/A	N/A
Average Day Rate - Drilling Rigs (US\$)	N/A	N/A	N/A	N/A	N/A
Average Util. Rate - Drilling Rigs (%)	N/A	N/A	N/A	N/A	N/A
Average Day Rate - FPU's (US\$)	N/A	N/A	N/A	N/A	N/A
Average Util. Rate - FPU's (%)	N/A	N/A	N/A	N/A	N/A
Total Oil Storage Capacity (000 cbm)	N/A	N/A	N/A	N/A	N/A
Equity Share Of Oil Storage Capacity (000 cbm)	N/A	N/A	N/A	N/A	N/A
Assumed Util. Rate Of Oil Storage Capacity (%)	N/A	N/A	N/A	N/A	N/A

SOURCES: VND RESEARCH, COMPANY REPORTS

DISCLAIMER

The content of this report (including the views and opinions expressed therein, and the information comprised therein) has been prepared by and belongs to VNDIRECT Securities Corporation, and is distributed by CGS-CIMB pursuant to an arrangement between VNDIRECT Securities Corporation and CGS-CIMB. VNDIRECT Securities Corporation is not an affiliate of CGS-CIMB.

This report is not directed to, or intended for distribution to or use by, any person or entity who is a citizen or resident of or located in any locality, state, country or other jurisdiction where such distribution, publication, availability or use would be contrary to law or regulation.

By accepting this report, the recipient hereof represents and warrants that he is entitled to receive such report in accordance with the restrictions set forth below and agrees to be bound by the limitations contained herein (including the "Restrictions on Distributions" set out below). Any failure to comply with these limitations may constitute a violation of law. This publication is being supplied to you strictly on the basis that it will remain confidential. No part of this report may be (i) copied, photocopied, duplicated, stored or reproduced in any form by any means or (ii) redistributed or passed on, directly or indirectly, to any other person in whole or in part, for any purpose without the prior written consent of CGS-CIMB.

The information contained in this research report is prepared from data believed to be correct and reliable at the time of issue of this report.

VNDIRECT Securities Corporation may or may not issue regular reports on the subject matter of this report at any frequency and may cease to do so or change the periodicity of reports at any time. Neither VNDIRECT Securities Corporation nor CGS-CIMB is under any obligation to update this report in the event of a material change to the information contained in this report. Neither VNDIRECT Securities Corporation nor CGS-CIMB has any and will accept any, obligation to (i) check or ensure that the contents of this report remain current, reliable or relevant, (ii) ensure that the content of this report constitutes all the information a prospective investor may require, (iii) ensure the adequacy, accuracy, completeness, reliability or fairness of any views, opinions and information, and accordingly, VNDIRECT Securities Corporation, CGS-CIMB and their respective affiliates and related persons including China Galaxy International Financial Holdings Limited ("CGIFHL") and CIMB Group Sdn. Bhd. ("CIMBG") and their respective related corporations (and their respective directors, associates, connected persons and/or employees) shall not be liable in any manner whatsoever for any consequences (including but not limited to any direct, indirect or consequential losses, loss of profits and damages) of any reliance thereon or usage thereof. In particular, VNDIRECT Securities Corporation and CGS-CIMB disclaim all responsibility and liability for the views and opinions set out in this report.

Unless otherwise specified, this report is based upon reasonable sources. Such sources will, unless otherwise specified, for market data, be market data and prices available from the main stock exchange or market where the relevant security is listed, or, where appropriate, any other market. Information on the accounts and business of company(ies) will generally be based on published statements of the company(ies), information disseminated by regulatory information services, other publicly available information and information resulting from our research. Whilst every effort is made to ensure that statements of facts made in this report are accurate, all estimates, projections, forecasts, expressions of opinion and other subjective judgments contained in this report are based on assumptions considered to be reasonable as of the date of the document in which they are contained and must not be construed as a representation that the matters referred to therein will occur. Past performance is not a reliable indicator of future performance. The value of investments may go down as well as up and those investing may, depending on the investments in question, lose more than the initial investment. No report shall constitute an offer or an invitation by or on behalf of CGS-CIMB or VNDIRECT Securities Corporation, or their respective affiliates (including CGIFHL, CIMBG and their respective related corporations) to any person to buy or sell any investments.

CGS-CIMB and/or VNDIRECT Securities Corporation and/or their respective affiliates and related corporations (including CGIFHL, CIMBG and their respective related corporations), their respective directors, associates, connected parties and/or employees may own or have positions in securities of the company(ies) covered in this research report or any securities related thereto and may from time to time add to or dispose of, or may be materially interested in, any such securities. Further, CGS-CIMB and/or VNDIRECT Securities Corporation, and/or their respective affiliates and their respective related corporations (including CGIFHL, CIMBG and their respective related corporations) do and seek to do business with the company(ies) covered in this research report and may from time to time act as market maker or have assumed an underwriting commitment in securities of such company(ies), may sell them to or buy them from customers on a principal basis and may also perform or seek to perform significant investment banking, advisory, underwriting or placement services for or relating to such company(ies) as well as solicit such investment, advisory or other services from any entity mentioned in this report.

CGS-CIMB and/or VNDIRECT Securities Corporation and/or their respective affiliates (including CGIFHL, CIMBG and their respective related corporations) may enter into an agreement with the company(ies) covered in this report relating to the production of research reports. CGS-CIMB and/or VNDIRECT Securities Corporation may disclose the contents of this report to the company(ies) covered by it and may have amended the contents of this report following such disclosure.

The analyst responsible for the production of this report hereby certifies that the views expressed herein accurately and exclusively reflect his or her personal views and opinions about any and all of the issuers or securities analysed in this report and were prepared independently and autonomously. No part of the compensation of the analyst(s) was, is, or will be directly or indirectly related to the inclusion of specific recommendations(s) or view(s) in this report. The analyst(s) who prepared this research report is prohibited from receiving any compensation, incentive or bonus based on specific investment banking transactions or for providing a specific recommendation for, or view of, a particular company. Information barriers and other arrangements may be established where necessary to prevent conflicts of interests arising. However, the analyst(s) may receive compensation that is based on his/their coverage of company(ies) in the performance of his/their duties or the performance of his/their recommendations and the research personnel involved in the preparation of this report may also participate in the solicitation of the businesses as described above. In reviewing this research report, an investor should be aware that any or all of the foregoing, among other things, may give rise to real or potential conflicts of interest. Additional information is, subject to the duties of confidentiality, available on request.

The term "VNDIRECT Securities Corporation" shall, unless the context otherwise requires, mean VNDIRECT Securities Corporation and its affiliates, subsidiaries and related companies. The term "CGS-CIMB" shall denote, where appropriate, the relevant entity distributing or disseminating the report in the particular jurisdiction referenced below, or, in every other case except as otherwise stated herein, CGS-CIMB Securities International Pte. Ltd. and its affiliates, subsidiaries and related corporations.

CGS-CIMB

Country	CGS-CIMB Entity	Regulated by
Hong Kong	CGS-CIMB Securities (Hong Kong) Limited	Securities and Futures Commission Hong Kong
India	CGS-CIMB Securities (India) Private Limited	Securities and Exchange Board of India (SEBI)
Indonesia	PT CGS-CIMB Sekuritas Indonesia	Financial Services Authority of Indonesia
Malaysia	CGS-CIMB Securities Sdn. Bhd. (formerly known as Jupiter Securities Sdn. Bhd.)	Securities Commission Malaysia
Singapore	CGS-CIMB Research Pte. Ltd.	Monetary Authority of Singapore
South Korea	CGS-CIMB Securities (Hong Kong) Limited, Korea Branch	Financial Services Commission and Financial Supervisory Service
Thailand	CGS-CIMB Securities (Thailand) Co. Ltd.	Securities and Exchange Commission Thailand

(i) As of July 31, 2020 VNDIRECT Securities Corporation has a proprietary position in the securities (which may include but not be limited to shares, warrants, call warrants and/or any other derivatives) in the following company or companies covered or recommended in this report:

(a) -

(ii) As of August 31, 2020, the analyst(s) who prepared this report, and the associate(s), has / have an interest in the securities (which may include but not be limited to shares, warrants, call warrants and/or any other derivatives) in the following company or companies covered or recommended in this report:

(a) -

This report does not purport to contain all the information that a prospective investor may require. CGS-CIMB, VNDIRECT Securities Corporation and their respective affiliates (including CGIFHL, CIMBG and their related corporations) do not make any guarantee, representation or warranty, express or implied, as to the adequacy, accuracy, completeness, reliability or fairness of any such information and opinion contained in this report. None of CGS-CIMB, VNDIRECT Securities Corporation and their respective affiliates and related persons (including CGIFHL, CIMBG and their related corporations) shall be liable in any manner whatsoever for any consequences (including but not limited to any direct, indirect or consequential losses, loss of profits and damages) of any reliance thereon or usage thereof.

This report is general in nature and has been prepared for information purposes only. It is intended for circulation amongst CGS-CIMB's and its affiliates' (including CGIFHL's, CIMBG's and their respective related corporations') clients generally and does not have regard to the specific investment objectives, financial situation and the particular needs of any specific person who may receive this report. The information and opinions in this report are not and should not be construed or considered as an offer, recommendation or solicitation to buy or sell the subject securities, related investments or other financial instruments or any derivative instrument, or any rights pertaining thereto.

Investors are advised to make their own independent evaluation of the information contained in this research report, consider their own individual investment objectives, financial situation and particular needs and consult their own professional and financial advisers as to the legal, business, financial, tax and other aspects before participating in any transaction in respect of the securities of company(ies) covered in this research report. The securities of such company(ies) may not be eligible for sale in all jurisdictions or to all categories of investors.

Restrictions on Distributions

Australia: Despite anything in this report to the contrary, this research is issued by VNDIRECT Securities Corporation and provided in Australia by CGS-CIMB Securities (Singapore) Pte. Ltd. and CGS-CIMB Securities (Hong Kong) Limited. This research is only available in Australia to persons who are "wholesale clients" (within the meaning of the Corporations Act 2001 (Cth) and is supplied solely for the use of such wholesale clients and shall not be distributed or passed on to any other person. You represent and warrant that if you are in Australia, you are a "wholesale client". This research is of a general nature only and has been prepared without taking into account the objectives, financial situation or needs of the individual recipient. CGS-CIMB Securities (Singapore) Pte. Ltd. and CGS-CIMB Securities (Hong Kong) Limited do not hold, and are not required to hold an Australian financial services license. CGS-CIMB Securities (Singapore) Pte. Ltd. and CGS-CIMB Securities (Hong Kong) Limited rely on "passporting" exemptions for entities appropriately licensed by the Monetary Authority of Singapore (under ASIC Class Order 03/1102) and the Securities and Futures Commission in Hong Kong (under ASIC Class Order 03/1103).

Canada: This research report has not been prepared in accordance with the disclosure requirements of Dealer Member Rule 3400 – Research Restrictions and Disclosure Requirements of the Investment Industry Regulatory Organization of Canada. For any research report distributed by CIBC, further disclosures related to CIBC conflicts of interest can be found at <https://researchcentral.cibcwm.com>.

China: For the purpose of this report, the People's Republic of China ("PRC") does not include the Hong Kong Special Administrative Region, the Macau Special Administrative Region or Taiwan. The distributor of this report has not been approved or licensed by the China Securities Regulatory Commission or any other relevant regulatory authority or governmental agency in the PRC. This report contains only marketing information. The distribution of this report is not an offer to buy or sell to any person within or outside PRC or a solicitation to any person within or outside of PRC to buy or sell any instruments described herein. This report is being issued outside the PRC to a limited number of institutional investors and may not be provided to any person other than the original recipient and may not be reproduced or used for any other purpose.

France: Only qualified investors within the meaning of French law shall have access to this report. This report shall not be considered as an offer to subscribe to, or used in connection with, any offer for subscription or sale or marketing or direct or indirect distribution of financial instruments and it is not intended as a solicitation for the purchase of any financial instrument.

Germany: This report is only directed at persons who are professional investors as defined in sec 31a(2) of the German Securities Trading Act (WpHG). This publication constitutes research of a non-binding nature on the market situation and the investment instruments cited here at the time of the publication of the information.

The current prices/yields in this issue are based upon closing prices from Bloomberg as of the day preceding publication. Please note that neither the German Federal Financial Supervisory Agency (BaFin), nor any other supervisory authority exercises any control over the content of this report.

Hong Kong: This report is issued and distributed in Hong Kong by CGS-CIMB Securities (Hong Kong) Limited ("CHK") which is licensed in Hong Kong by the Securities and Futures Commission for Type 1 (dealing in securities) and Type 4 (advising on securities) activities. Any investors wishing to purchase or otherwise deal in the securities covered in this report should contact the Head of Sales at CGS-CIMB Securities (Hong Kong) Limited. The views and opinions in this research report are our own as of the date hereof and are subject to change. If the Financial Services and Markets Act of the United Kingdom or the rules of the Financial Conduct Authority apply to a recipient, our obligations owed to such recipient therein are unaffected. CHK has no obligation to update its opinion or the information in this research report.

CHK does not make a market on other securities mentioned in the report.

India:

This report is issued by VNDIRECT Securities Corporation and distributed in India by CGS-CIMB Securities (India) Private Limited ("CGS-CIMB India"). CGS-CIMB India is a subsidiary of CGS-CIMB Securities International Pte. Ltd. which in turn is a 50:50 joint venture company of CGIFHL and CIMBG. The details of the members of the group of companies of CGS-CIMB can be found at www.cgs-cimb.com, CGIFHL at www.chinastock.com.hk/en/ACG/ContactUs/index.aspx and CIMBG at www.cimb.com/en/who-we-are.html. CGS-CIMB India is registered with the National Stock Exchange of India Limited and BSE Limited as a trading and clearing member (Merchant Banking Number: INM000012037) under the Securities and Exchange Board of India (Stock Brokers and Sub-Brokers) Regulations, 1992. In accordance with the provisions of Regulation 4(g) of the Securities and Exchange Board of India (Investment Advisers) Regulations, 2013, CGS-CIMB India is not required to seek registration with the Securities and Exchange Board of India ("SEBI") as an Investment Adviser. CGS-CIMB India is registered with SEBI (SEBI Registration Number: INZ000209135) as a Research Analyst (INH000000669) pursuant to the SEBI (Research Analysts) Regulations, 2014 ("Regulations").

This report does not take into account the particular investment objectives, financial situations, or needs of the recipients. It is not intended for and does not deal with prohibitions on investment due to law/jurisdiction issues etc. which may exist for certain persons/entities. Recipients should rely on their own investigations and take their own professional advice before investment.

The report is not a "prospectus" as defined under Indian Law, including the Companies Act, 2013, and is not, and shall not be, approved by, or filed or registered with, any Indian regulator, including any Registrar of Companies in India, SEBI, any Indian stock exchange, or the Reserve Bank of India. No offer, or invitation to offer, or solicitation of subscription with respect to any such securities listed or proposed to be listed in India is being made, or intended to be made, to the public, or to any member or section of the public in India, through or pursuant to this report.

The research analysts, strategists or economists principally responsible for the preparation of this research report are segregated from the other activities of CGS-CIMB India and they have received compensation based upon various factors, including quality, accuracy and value of research, firm profitability or revenues, client feedback and competitive factors. Research analysts', strategists' or economists' compensation is not linked to investment banking or capital markets transactions performed or proposed to be performed by CGS-CIMB India or its affiliates.

CGS-CIMB India does not have actual / beneficial ownership of 1% or more securities of the subject company in this research report, at the end of the month immediately preceding the date of publication of this research report. However, since affiliates of CGS-CIMB India are engaged in the financial services business, they might have in their normal course of business financial interests or actual / beneficial ownership of one per cent or more in various companies including the subject company in this research report.

CGS-CIMB India or its associates, may: (a) from time to time, have long or short position in, and buy or sell the securities of the subject company in this research report; or (b) be engaged in any other transaction involving such securities and earn brokerage or other compensation or act as a market maker in the financial instruments of the subject company in this research report or act as an advisor or lender/borrower to such company or may have any other potential conflict of interests with respect to any recommendation and other related information and opinions.

CGS-CIMB India, its associates and the analyst engaged in preparation of this research report have not received any compensation for investment banking, merchant banking or brokerage services from the subject company mentioned in the research report in the past 12 months.

CGS-CIMB India, its associates and the analyst engaged in preparation of this research report have not managed or co-managed public offering of securities for the subject company mentioned in the research report in the past 12 months. The analyst from CGS-CIMB India engaged in preparation of this research report or his/her relative (a) do not have any financial interests in the subject company mentioned in this research report; (b) do not own 1% or more of the equity securities of the subject company mentioned in the research report as of the last day of the month preceding the publication of the research report; (c) do not have any material conflict of interest at the time of publication of the research report.

Indonesia: This report is issued by VNDIRECT Securities Corporation and distributed by PT CGS-CIMB Sekuritas Indonesia ("CGS-CIMB Indonesia"). The views and opinions in this research report are not our own but of VNDIRECT Securities Corporation as of the date hereof and are subject to change. CGS-CIMB Indonesia has no obligation to update the opinion or the information in this research report. This report is for private circulation only to clients of CGS-CIMB Indonesia. Neither this report nor any copy hereof may be distributed in Indonesia or to any Indonesian citizens wherever they are domiciled or to Indonesian residents except in compliance with applicable Indonesian capital market laws and regulations.

This research report is not an offer of securities in Indonesia. The securities referred to in this research report have not been registered with the Financial Services Authority (Otoritas Jasa Keuangan) pursuant to relevant capital market laws and regulations, and may not be offered or sold within the territory of the Republic of Indonesia or to Indonesian citizens through a public offering or in circumstances which constitute an offer within the meaning of the Indonesian capital market law and regulations.

Ireland: CGS-CIMB is not an investment firm authorised in the Republic of Ireland and no part of this document should be construed as CGS-CIMB acting as, or otherwise claiming or representing to be, an investment firm authorised in the Republic of Ireland.

Malaysia: This report is issued by VNDIRECT Securities Corporation and distributed in Malaysia by CGS-CIMB Securities Sdn. Bhd. (formerly known as Jupiter Securities Sdn. Bhd.) ("CGS-CIMB Malaysia") solely for the benefit of and for the exclusive use of our clients. Recipients of this report are to contact CGS-CIMB Malaysia, at 29th Floor Menara CIMB No. 1 Jalan Stesen Sentral 2, Kuala Lumpur Sentral 50470 Kuala Lumpur, Malaysia, in respect of any matters arising from or in connection with this report. CGS-CIMB Malaysia has no obligation to update, revise or reaffirm

the opinion or the information in this research report after the date of this report.

New Zealand: In New Zealand, this report is for distribution only to persons who are wholesale clients pursuant to section 5C of the Financial Advisers Act 2008.

Singapore: This report is issued by VNDIRECT Securities Corporation and distributed by CGS-CIMB Research Pte Ltd ("CGS-CIMBR"). CGS-CIMBR is a financial adviser licensed under the Financial Advisers Act, Cap 110 ("FAA") for advising on investment products, by issuing or promulgating research analyses or research reports, whether in electronic, print or other form. Accordingly, CGS-CIMBR is a subject to the applicable rules under the FAA unless it is able to avail itself to any prescribed exemptions.

Recipients of this report are to contact CGS-CIMB Research Pte Ltd, 50 Raffles Place, #16-02 Singapore Land Tower, Singapore in respect of any matters arising from, or in connection with this report. CGS-CIMBR has no obligation to update the opinion or the information in this research report. This publication is strictly confidential and is for private circulation only. If you have not been sent this report by CGS-CIMBR directly, you may not rely, use or disclose to anyone else this report or its contents.

If the recipient of this research report is not an accredited investor, expert investor or institutional investor, CGS-CIMBR accepts legal responsibility for the contents of the report without any disclaimer limiting or otherwise curtailing such legal responsibility. If the recipient is an accredited investor, expert investor or institutional investor, the recipient is deemed to acknowledge that CGS-CIMBR is exempt from certain requirements under the FAA and its attendant regulations, and as such, is exempt from complying with the following:

- (a) Section 25 of the FAA (obligation to disclose product information);
- (b) Section 27 (duty not to make recommendation with respect to any investment product without having a reasonable basis where you may be reasonably expected to rely on the recommendation) of the FAA;
- (c) MAS Notice on Information to Clients and Product Information Disclosure [Notice No. FAA-N03];
- (d) MAS Notice on Recommendation on Investment Products [Notice No. FAA-N16];
- (e) Section 36 (obligation on disclosure of interest in securities), and
- (f) any other laws, regulations, notices, directive, guidelines, circulars and practice notes which are relates to the above, to the extent permitted by applicable laws, as may be amended from time to time, and any other laws, regulations, notices, directive, guidelines, circulars, and practice notes as we may notify you from time to time. In addition, the recipient who is an accredited investor, expert investor or institutional investor acknowledges that a CGS-CIMBR is exempt from Section 27 of the FAA, the recipient will also not be able to file a civil claim against CGS-CIMBR for any loss or damage arising from the recipient's reliance on any recommendation made by CGS-CIMBR which would otherwise be a right that is available to the recipient under Section 27 of the FAA, the recipient will also not be able to file a civil claim against CGS-CIMBR for any loss or damage arising from the recipient's reliance on any recommendation made by CGS-CIMBR which would otherwise be a right that is available to the recipient under Section 27 of the FAA.

CGS-CIMBR, its affiliates and related corporations, their directors, associates, connected parties and/or employees may own or have positions in securities of the company(ies) covered in this research report or any securities related thereto and may from time to time add to or dispose of, or may be materially interested in, any such securities. Further, CGS-CIMBR, its affiliates and its related corporations do and seek to do business with the company(ies) covered in this research report and may from time to time act as market maker or have assumed an underwriting commitment in securities of such company(ies), may sell them to or buy them from customers on a principal basis and may also perform or seek to perform significant investment banking, advisory, underwriting or placement services for or relating to such company(ies) as well as solicit such investment, advisory or other services from any entity mentioned in this report.

As of August 31, 2020,, CGS-CIMBR does not have a proprietary position in the recommended securities in this report.

CGS-CIMBR does not make a market on the securities mentioned in the report.

South Korea: This report is issued by VNDIRECT Securities Corporation and distributed in South Korea by CGS-CIMB Securities (Hong Kong) Limited, Korea Branch ("CGS-CIMB Korea") which is licensed as a cash equity broker, and regulated by the Financial Services Commission and Financial Supervisory Service of Korea. In South Korea, this report is for distribution only to professional investors under Article 9(5) of the Financial Investment Services and Capital Market Act of Korea ("FSCMA").

Spain: This document is a research report and it is addressed to institutional investors only. The research report is of a general nature and not personalised and does not constitute investment advice so, as the case may be, the recipient must seek proper advice before adopting any investment decision. This document does not constitute a public offering of securities.

CGS-CIMB is not registered with the Spanish Comision Nacional del Mercado de Valores to provide investment services.

Sweden: This report contains only marketing information and has not been approved by the Swedish Financial Supervisory Authority. The distribution of this report is not an offer to sell to any person in Sweden or a solicitation to any person in Sweden to buy any instruments described herein and may not be forwarded to the public in Sweden.

Switzerland: This report has not been prepared in accordance with the recognized self-regulatory minimal standards for research reports of banks issued by the Swiss Bankers' Association (Directives on the Independence of Financial Research).

Thailand: This report is issued by VNDIRECT Securities Corporation and distributed by CGS-CIMB Securities (Thailand) Co. Ltd. ("CGS-CIMB Thailand") based upon sources believed to be reliable (but their accuracy, completeness or correctness is not guaranteed). The statements or expressions of opinion herein were arrived at after due and careful consideration for use as information for investment. Such opinions are subject to change without notice and CGS-CIMB Thailand has no obligation to update the opinion or the information in this research report.

CGS-CIMB Thailand may act or acts as Market Maker, and issuer and offerer of Derivative Warrants and Structured Note which may have the following securities as its underlying securities. Investors should carefully read and study the details of the derivative warrants in the prospectus before making investment decisions.

AAV, ADVANC, AEONTS, AMATA, AOT, AWC, BANPU, BBL, BCH, BCP, BCPG, BDMS, BEC, BEM, BGC, BGRIM, BH, BJC, BPP, BTS, CBG, CENTEL, CHG, CK, CKP, COM7, CPALL, CPF, CPN, DELTA, DTAC, EA, EGCO, EPG, ERW, ESSO, GFPT, GLOBAL, GPSC, GULF, GUNKUL, HANA, HMPRO, INTUCH, IRPC, IVL, JAS, JMT, KBANK, KCE, KKP, KTB, KTC, LH, MAJOR, MBK, MEGA, MINT, MTC, ORI, OSP, PLANB, PRM, PSH, PSL, PTG, PTT, PTTEP, PTTGC, QH, RATCH, RS, SAWAD, SCB, SCC, SGP, SPALI, SPRC, STA, STEC, STPI, SUPER, TASCO, TCAP,

THAI, THANI, THG, TISCO, TKN, TMB, TOA, TOP, TPIPP, TQM, TRUE, TTW, TU, VGI, WHA, BEAUTY, JMART, LPN, SISB, WORK.

Corporate Governance Report:

The disclosure of the survey result of the Thai Institute of Directors Association (“IOD”) regarding corporate governance is made pursuant to the policy of the Office of the Securities and Exchange Commission. The survey of the IOD is based on the information of a company listed on the Stock Exchange of Thailand and the Market for Alternative Investment disclosed to the public and able to be accessed by a general public investor. The result, therefore, is from the perspective of a third party. It is not an evaluation of operation and is not based on inside information.

The survey result is as of the date appearing in the Corporate Governance Report of Thai Listed Companies. As a result, the survey result may be changed after that date. CGS-CIMB Thailand does not confirm nor certify the accuracy of such survey result.

Score Range:	90 - 100	80 – 89	70 - 79	Below 70 or	No Survey Result
Description:	Excellent	Very Good	Good	N/A	

United Arab Emirates: The distributor of this report has not been approved or licensed by the UAE Central Bank or any other relevant licensing authorities or governmental agencies in the United Arab Emirates. This report is strictly private and confidential and has not been reviewed by, deposited or registered with UAE Central Bank or any other licensing authority or governmental agencies in the United Arab Emirates. This report is being issued outside the United Arab Emirates to a limited number of institutional investors and must not be provided to any person other than the original recipient and may not be reproduced or used for any other purpose. Further, the information contained in this report is not intended to lead to the sale of investments under any subscription agreement or the conclusion of any other contract of whatsoever nature within the territory of the United Arab Emirates.

United Kingdom and European Economic Area (EEA): In the United Kingdom and European Economic Area, this material is also being distributed by CGS-CIMB Securities (UK) Limited (“CGS-CIMB UK”). CGS-CIMB UK is authorized and regulated by the Financial Conduct Authority and its registered office is at 27 Knightsbridge, London, SW1X7YB. The material distributed by CGS-CIMB UK has been prepared in accordance with CGS-CIMB’s policies for managing conflicts of interest arising as a result of publication and distribution of this material. This material is for distribution only to, and is solely directed at, selected persons on the basis that those persons: (a) are eligible counterparties and professional clients of CGS-CIMB UK; (b) have professional experience in matters relating to investments falling within Article 19(5) of the Financial Services and Markets Act 2000 (Financial Promotion) Order 2005 (as amended, the “Order”), (c) fall within Article 49(2)(a) to (d) (“high net worth companies, unincorporated associations etc”) of the Order; (d) are outside the United Kingdom subject to relevant regulation in each jurisdiction, material(all such persons together being referred to as “relevant persons”). This material is directed only at relevant persons and must not be acted on or relied on by persons who are not relevant persons. Any investment or investment activity to which this material relates is available only to relevant persons and will be engaged in only with relevant persons.

This material is categorised as non-independent for the purposes of CGS-CIMB UK and therefore does not provide an impartial or objective assessment of the subject matter and does not constitute independent research. Consequently, this material has not been prepared in accordance with legal requirements designed to promote the independence of research and will not be subject to any prohibition on dealing ahead of the dissemination of research. Therefore, this material is considered a marketing communication.

United States: This research report is issued by VNDIRECT Securities Corporation and distributed in the United States of America by CGS-CIMB Securities (USA) Inc, a U.S. registered broker-dealer and an affiliate of CGS-CIMB Securities Sdn. Bhd. (formerly known as Jupiter Securities Sdn. Bhd.), CGS-CIMB Research Pte Ltd, PT CGS-CIMB Sekuritas Indonesia, CGS-CIMB Securities (Thailand) Co. Ltd, CGS-CIMB Securities (Hong Kong) Limited and CGS-CIMB Securities (India) Private Limited, and is distributed solely to persons who qualify as “U.S. Institutional Investors” as defined in Rule 15a-6 under the Securities and Exchange Act of 1934. This communication is only for Institutional Investors whose ordinary business activities involve investing in shares, bonds, and associated securities and/or derivative securities and who have professional experience in such investments. Any person who is not a U.S. Institutional Investor or Major Institutional Investor must not rely on this communication. The delivery of this research report to any person in the United States of America is not a recommendation to effect any transactions in the securities discussed herein, or an endorsement of any opinion expressed herein. CGS-CIMB Securities (USA) Inc, is a FINRA/SIPC member and takes responsibility for the content of this report. For further information or to place an order in any of the above-mentioned securities please contact a registered representative of CGS-CIMB Securities (USA) Inc.

CGS-CIMB Securities (USA) Inc. does not make a market on other securities mentioned in the report.

CGS-CIMB Securities (USA) Inc. has not managed or co-managed a public offering of any of the securities mentioned in the past 12 months.

CGS-CIMB Securities (USA) Inc. has not received compensation for investment banking services from any of the company mentioned in the past 12 months.

CGS-CIMB Securities (USA) Inc. neither expects to receive nor intends to seek compensation for investment banking services from any of the company mentioned within the next 3 months.

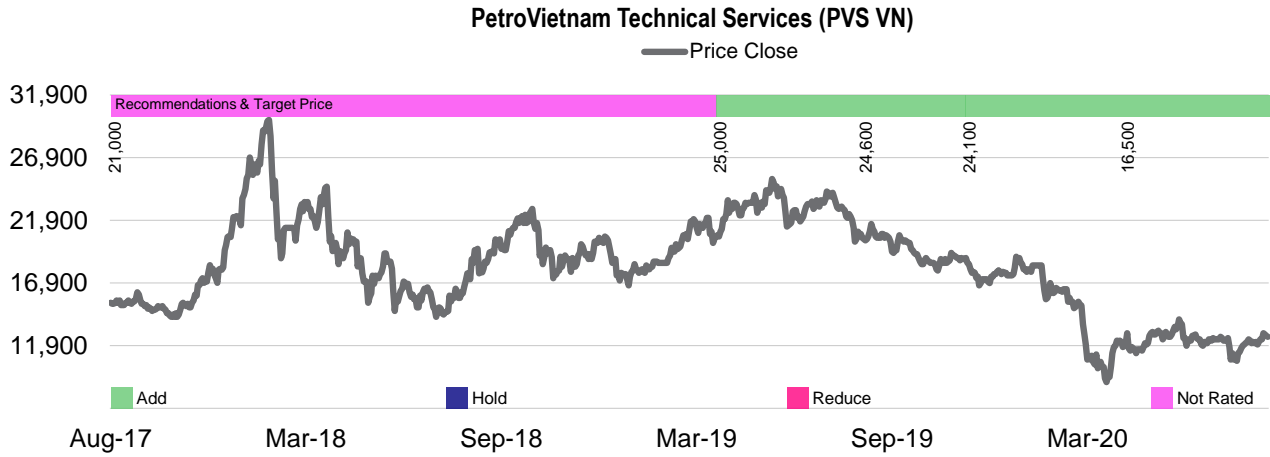
United States Third-Party Disclaimer: If this report is distributed in the United States of America by Raymond James & Associates, Inc (“RJA”), this report is third-party research prepared for and distributed in the United States of America by RJA pursuant to an arrangement between RJA and CGS-CIMB Securities International Pte. Ltd. (“CGS-CIMB”). CGS-CIMB is not an affiliate of RJA. This report is distributed solely to persons who qualify as “U.S. Institutional Investors” or as “Major U.S. Institutional Investors” as defined in Rule 15a-6 under the Securities and Exchange Act of 1934, as amended. This communication is only for U.S. Institutional Investors or Major U.S. Institutional Investor whose ordinary business activities involve investing in shares, bonds, and associated securities and/or derivative securities and who have professional experience in such investments. Any person who is not a U.S. Institutional Investor or Major U.S. Institutional Investor must not rely on this communication. The delivery of this report to any person in the U.S. is not a recommendation to effect any transactions in the securities discussed herein, or an endorsement of any opinion expressed herein. If you are receiving this report in the U.S from RJA, a FINRA/SIPC member, it takes responsibility for the content of this report. For further information or to place an order in any of the above-mentioned securities please contact a registered representative of CGS-CIMB Securities (USA) Inc. or RJA. <https://raymondjames.com/InternationalEquityDisclosures>

Other jurisdictions: In any other jurisdictions, except if otherwise restricted by laws or regulations, this report is only for distribution to professional,

institutional or sophisticated investors as defined in the laws and regulations of such jurisdictions.

Distribution of stock ratings and investment banking clients for quarter ended on 30 June 2020		
800 companies under coverage for quarter ended on 30 June 2020		
	Rating Distribution (%)	Investment Banking clients (%)
Add	60.1%	0.4%
Hold	25.9%	0.1%
Reduce	14.0%	0.3%

Spitzer Chart for stock being researched (2 year data)



Corporate Governance Report of Thai Listed Companies (CGR). CG Rating by the Thai Institute of Directors Association (Thai IOD) in 2019, Anti-Corruption 2019

ADVANC – Excellent, Certified, **AEONTS** – Good, n/a, **AH** – Very Good, n/a, **AMATA** – Excellent, Declared, **ANAN** – Excellent, Declared, **AOT** – Excellent, n/a, **AP** – Excellent, Certified, **ASP** – Very Good, Certified, **BAM** – not available, n/a, **BANPU** – Excellent, Certified, **BAY** – Excellent, Certified, **BBL** – Very Good, Certified, **BCH** – Good, Certified, **BCP** – Excellent, Certified, **BCPG** – Excellent, Certified, **BDMS** – Very Good, n/a, **BEAUTY** – Good, n/a, **BEC** – Very Good, n/a, **BGRIM** – Very Good, Declared, **BH** – Good, n/a, **BJC** – Very Good, n/a, **BJCHI** – Very Good, Certified, **BLA** – Very Good, Certified, **BPP** – Very Good, Declared, **BR** – Good, n/a, **BTS** – Excellent, Certified, **CBG** – Very Good, n/a, **CCET** – Good, n/a, **CENDEL** – Very Good, Certified, **CHAYO** – Good, n/a, **CHG** – Very Good, Declared, **CK** – Excellent, n/a, **COL** – Excellent, Declared, **CPALL** – Excellent, Certified, **CPF** – Excellent, Certified, **CPN** – Excellent, Certified, **CPNREIT** – not available, n/a, **CRC** – not available, n/a, **DELTA** – Excellent, Declared, **DEMCO** – Excellent, Certified, **DDD** – Very Good, n/a, **DIF** – not available, n/a, **DREIT** – not available, n/a, **DTAC** – Excellent, Certified, **EA** – Excellent, n/a, **ECL** – Very Good, Certified, **EGCO** – Excellent, Certified, **EPG** – Very Good, n/a, **ERW** – Very Good, n/a, **GFPT** – Excellent, Certified, **GGC** – Excellent, Certified, **GLOBAL** – Very Good, n/a, **GLOW** – Very Good, Certified, **GPSC** – Excellent, Certified, **GULF** – Very Good, n/a, **GUNKUL** – Excellent, Certified, **HANA** – Excellent, Certified, **HMPRO** – Excellent, Certified, **HUMAN** – Good, n/a, **ICHI** – Excellent, Declared, **III** – Excellent, n/a, **INTUCH** – Excellent, Certified, **IRPC** – Excellent, Certified, **ITD** – Very Good, n/a, **IVL** – Excellent, Certified, **JASIF** – not available, n/a, **BJC** – Very Good, n/a, **JMT** – Very Good, n/a, **KBANK** – Excellent, Certified, **KCE** – Excellent, Certified, **KKP** – Excellent, Certified, **KSL** – Excellent, Certified, **KTB** – Excellent, Certified, **KTC** – Excellent, Certified, **LH** – Excellent, n/a, **LPN** – Excellent, Certified, **M** – Very Good, Certified, **MACO** – Very Good, n/a, **MAJOR** – Very Good, n/a, **MAKRO** – Excellent, Certified, **MALEE** – Excellent, Certified, **MC** – Excellent, Certified, **MCOT** – Excellent, Certified, **MEGA** – Very Good, n/a, **MINT** – Excellent, Certified, **MK** – Very Good, n/a, **MTC** – Excellent, n/a, **NETBAY** – Very Good, n/a, **OSP** – Very Good, n/a, **PLANB** – Excellent, Certified, **PLAT** – Very Good, Certified, **PR9** – Excellent, n/a, **PSH** – Excellent, Certified, **PSTC** – Very Good, Certified, **PTT** – Excellent, Certified, **PTTEP** – Excellent, Certified, **PTTGC** – Excellent, Certified, **QH** – Excellent, Certified, **RATCH** – Excellent, Certified, **ROBINS** – Excellent, Certified, **RS** – Excellent, n/a, **RSP** – not available, n/a, **S** – Excellent, n/a, **SAPPE** – Very Good, Declared, **SAT** – Excellent, Certified, **SAWAD** – Very Good, n/a, **SC** – Excellent, Certified, **SCB** – Excellent, Certified, **SCC** – Excellent, Certified, **SCN** – Excellent, Certified, **SF** – Good, n/a, **SHR** – not available, n/a, **SIRI** – Very Good, Certified, **SPA** – Good, n/a, **SPALI** – Excellent, n/a, **SPRC** – Excellent, Certified, **STA** – Very Good, Certified, **STEC** – Excellent, n/a, **SVI** – Excellent, Certified, **SYNEX** – Excellent, Certified, **TASCO** – Excellent, Certified, **TCAP** – Excellent, Certified, **THANI** – Excellent, Certified, **TIPCO** – Very Good, Certified, **TISCO** – Excellent, Certified, **TKN** – Very Good, n/a, **TMB** – Excellent, Certified, **TNR** – Very Good, Certified, **TOP** – Excellent, Certified, **TPCH** – Good, n/a, **TPIPP** – Good, n/a, **TRUE** – Excellent, Certified, **TU** – Excellent, Certified, **TVO** – Excellent, Declared, **UNIQ** – not available, n/a, **VGI** – Excellent, Certified, **WHA** – Excellent, Certified, **WHART** – not available, n/a, **WICE** – Excellent, Certified, **WORK** – Good, n/a.

1 CG Score 2019 from Thai Institute of Directors Association (IOD)

2 AGM Level 2018 from Thai Investors Association

3 Companies participating in Thailand's Private Sector Collective Action Coalition Against Corruption programme (Thai CAC) under Thai Institute of Directors (as of November 30, 2018) are categorised into:

companies that have declared their intention to join CAC, and companies certified by CAC.

4 The Stock Exchange of Thailand : the record of listed companies with corporate sustainable development "Thai sustainability Investment 2018" included:

SET and mai listed companies passed the assessment conducted by the Stock Exchange of Thailand: THSI (SET) and THSI (mai)

SET listed companies passed the assessment conducted by the Dow Jones Sustainability Indices (DJSI) .

RECOMMENDATION FRAMEWORK

Stock Ratings

Definition:

Add	The stock's total return is expected to reach 15% or higher over the next 12 months.
Hold	The stock's total return is expected to be between negative 10% and positive 15% over the next 12 months.
Reduce	The stock's total return is expected to fall below negative 10% over the next 12 months.

The total expected return of a stock is defined as the sum of the:(i) percentage difference between the target price and the current price and (ii) the forward net dividend yields of the stock. Stock price targets have an investment horizon of 12 months.

Sector Ratings

Definition:

Overweight	An Overweight rating means stocks in the sector have, on a market cap-weighted basis, a positive absolute recommendation.
Neutral	A Neutral rating means stocks in the sector have, on a market cap-weighted basis, a neutral absolute recommendation.
Underweight	An Underweight rating means stocks in the sector have, on a market cap-weighted basis, a negative absolute recommendation.

Country Ratings

Definition:

Overweight	An Overweight rating means investors should be positioned with an above-market weight in this country relative to benchmark.
Neutral	A Neutral rating means investors should be positioned with a neutral weight in this country relative to benchmark.
Underweight	An Underweight rating means investors should be positioned with a below-market weight in this country relative to benchmark.

Hien Tran Khanh – Deputy Head of Research

Email: hien.trankhanh@vndirect.com.vn

Mai PHAM – Senior Analyst

Email: mai.phamle@vndirect.com.vn

VNDIRECT Securities Corporation

1 Nguyen Thuong Hien Str – Hai Ba Trung Dist – Ha Noi | Tel: +84 2439724568

Email: research@vndirect.com.vn | Website: <https://vndirect.com.vn>