

Vietnam

ADD (no change)

Consensus ratings*: Buy 11 Hold 1 Sell 0

Current price:	VND30,700
Target price:	VND42,600
Previous target:	VND43,900
Up/downside:	38.8%
CGS-CIMB / Consensus:	6.1%
Reuters:	VRE.HM
Bloomberg:	VRE VN
Market cap:	US\$3,002m
	VND69,760,176m
Average daily turnover:	US\$2.97m
	VND68,116m
Current shares o/s:	2,272m
Free float:	45.0%

*Source: Bloomberg

Key changes in this note

- FY20F EPS increased by 0.4%.
- FY21F EPS decreased by 5.9%



Source: Bloomberg

Price performance	1M	3M	12M
Absolute (%)	-5.8	-12.3	-9.7
Relative (%)	-0.4	-6.7	-4.2

Major shareholders	% held
Vingroup JSC	56.9

Analyst(s)


Natalie NGUYEN

T (84) 91 269 6988

E minh.nguyennhu@vndirect.com.vn

Vincom Retail JSC

Looking beyond short-term challenges

- FY19 net profit was in line at 102% of our full-year forecast, driven by the opening of 13 new malls and impressive margin expansion.
- We expect FY20F leasing revenue to grow 16.5% yoy, supported by a 16.4% yoy growth in total GFA and average rental rate growth of 6.3% yoy.
- Reiterate Add with a lower DCF-based TP of VND42,600 (WACC: 12.4%).

FY19 results in line with our expectations

Vincom Retail JSC (VRE) reported 4Q19 net revenue falling 7.6% yoy due to a 45.5% yoy drop in inventory properties revenue. However, the 4Q19 bottomline grew 26.5% yoy thanks to a 12.5% pts GPM expansion in the inventory properties segment. For FY19, VRE posted net revenue/net profit growth of 1.5%/18.5% yoy, in line with our forecast.

Aggressive footprint expansion in 4Q19

VRE launched nine shopping centres in 4Q19, accounting for 6.0% of total gross floor area (GFA) as at end-FY19. VRE's mall count reached 79 malls (+19.7% yoy), equivalent to about 1.6m sqm of retail GFA (+10.3% yoy). Accordingly, leasing activities generated VND7,017bn in FY19 (+27.4% yoy, 76% of total revenue) thanks to 1) the launch of 13 malls in FY19, 2) full-year operation of 20 malls opened in FY18, and 3) 9.8% yoy growth in the average rental rate, per our estimates.

Concerns over coronavirus overwhelmed share price

VRE's share price hit a six-month low on 5 Feb amid the COVID-19 outbreak. Short-term impact of the outbreak on VRE's core business include 1) a drop in footfall in the malls located in infected provinces but some malls have seen slight increase in footfall as VRE has implemented preventive and protective measures 2) revenue-sharing portion (20% of total revenue) includes minimum guaranteed fixed-rate rent, and 3) VRE's support to tenants in terms of marketing activities, online shopping and subsidised deliveries.

Changes to forecasts

We lower our FY20F/21F net profit forecasts by 3%/10% due to 1) the reduced FY20F average rental rate growth to 6.3% yoy (from 9.0% yoy in previous forecast) to reflect the impact of the Covid-19 outbreak in 1Q-2Q19, and 2) changes to the opening schedules of the three Vincom Mega Mall projects.

Reiterate Add with TP of VND42,600

We make minor changes to our FY20F core EPS (+0.4% vs. old forecast) after factoring in the 56.5m share buyback executed in Nov 2019. However, we lower our TP to VND42,600 on the back of the downgrades in the FY20-21F bottomlines. We reiterate our Add rating as VRE is still in its high-growth stage (FY20-21F) as it benefits from Vietnam's modern retail boom. Potential re-rating catalysts include faster-than-expected mall openings. Downside risks include prolonged COVID-19 outbreak.

Financial Summary	Dec-18A	Dec-19A	Dec-20F	Dec-21F	Dec-22F
Total Net Revenues (VNDb)	9,124	9,259	10,791	13,191	15,280
Operating EBITDA (VNDb)	4,048	5,032	6,195	7,839	9,227
Net Profit (VNDb)	2,404	2,848	3,602	4,833	5,850
Core EPS (VND)	1,444	1,522	1,928	2,521	3,007
Core EPS Growth	53.4%	5.4%	26.7%	30.8%	19.3%
FD Core P/E (x)	25.90	20.68	15.92	12.18	10.21
DPS (VND)	0	2	0	1,500	1,500
Dividend Yield	0.00%	0.01%	0.00%	4.89%	4.89%
EV/EBITDA (x)	13.11	12.08	8.85	6.89	5.54
P/FCFE (x)	78.36	21.53	23.41	15.95	12.83
Net Gearing	1.2%	5.2%	(5.7%)	(7.4%)	(11.8%)
P/BV (x)	2.11	2.59	2.29	2.19	2.04
ROE	11.2%	12.6%	15.3%	18.4%	20.7%
% Change In Core EPS Estimates			0.41%	(5.89%)	
CGS-CIMB/Consensus EPS (x)			1.10	1.13	1.13

SOURCES: VNDIRECT RESEARCH, COMPANY REPORTS

Looking beyond short-term challenges

FY19 review: in line with our expectations

Record number of projects launched in 4Q19 ➤

VRE reported a 4Q19 net profit at VND2,784bn (-7.6% yoy), in line with our expectation. Leasing revenue surged 30.9% yoy to VND1,951bn, mainly driven by the launch of nine new malls during the quarter, including six Vincom Plazas and three Vincom+, and the stable operation of 20 malls opened in FY18. Meanwhile, sales of inventory property dropped 45.5% yoy to VND785bn due to the booking of larger sales of inventory properties in 4Q18 (~ two times vs. 4Q19), with the delivery of apartments in Suoi Hoa (Bac Ninh). Blended gross margin expanded significantly to 50.1% (vs. 37.6% in 4Q18) as the margin from sales of inventory rose to 42.5% from 23.2% in 4Q18, reflecting the higher margin of shophouses vs. the high-rise units.

Leasing activities supported by continuous tenant mix upgrades and bolstered footfall ➤

VRE has sustained a well-diversified tenant portfolio of over 1,000 brands, with the participation of more foreign retailers including giant fashion retailer Uniqlo (Unlisted), restaurant chain Haidilao (6862:HK, Not rated) and health care and beauty chain Watsons (Unlisted). VRE also owns a firm base of other anchor tenants which expanded their GFA coverage in VRE's malls by 29% yoy in FY19. In addition, VRE introduced 10 major marketing campaigns in FY19 and boosted overall footfall/tenants' revenue by 30-70%/15-200% after the campaigns.

Figure 1: Tenant mix upgrades in 4Q19



Figure 2: Successful major marketing campaigns



Limited impact from Vincommerce-Masan merger ➤

Recently, Vingroup (VIC VN, Not Rated), Vietnam's largest conglomerate, signed a memorandum of understanding (MOU) to merge Vincommerce (Unlisted), its retail subsidiary, with Masan Group Corporation (MSN VN, Not Rated), the country's leading FMCG producer, to form the country's largest consumer goods and retail company. The new company will inherit a retail network of about 2,600 VinMart (supermarkets) and VinMart+ (convenience stores) in 50 provinces, a large customer base, plus VinEco's 14 high-tech farms. VIC also closed all VinPro stores inside and outside of VRE retail malls as it exited consumer retail to focus on industrials and technology. We see minimal impact of the restructuring on VRE as 1) the impact of store closures is immaterial (three Vinmarts, which accounted for only 0.04% NLA and 0.02% of 2019 revenue), 2) VinMart and VRE will continue to be strategically aligned, with the focus on expanding Vinmart's presence in VRE's malls, and 3) no significant and permanent impact from the closure of VinPro stores has been observed (making up 5.8% of NLA and 2.4% of 2019 revenue), while 35% of vacant spaces should be filled up by end-1Q and early 2Q with the rest in 3Q and 4QFY20F.

Figure 3: Results comparison

FYE (VNDbn)	4QFY18	4QFY19	% yoy	FY2018	FY2019	% yoy	vs. FY19 forecast	Comments
Net revenue	3,012	2,784	-7.6%	9,124	9,259	1.5%	100.2%	
Leasing activities	1,491	1,951	30.9%	5,506	7,017	27.4%	97.4%	In line with our projection
Sales of inventory properties	1,440	785	-45.5%	3,433	2,027	-41.0%	105.5%	
Gross profit	1,133	1,396	23.2%	3,641	4,405	21.0%	107.1%	Blended gross margin expanded significantly to 50.1% (vs. 37.6% in 4Q18) thanks to the enhanced margin from sales of inventory to 42.5% (vs. 23.2% in 4Q18).
Gross profit margin	37.6%	50.1%	+12.5% pts	39.9%	47.6%	+7.7% pts	+3.1% pts	
Selling expenses	268	341	27.1%	819	995	21.5%	68.5%	
as % of revenue:	8.5%	8.7%	+0.2% pts	7.8%	8.5%	+0.7% pts	-7.8% pts	
G&A expenses	93	114	22.3%	227	346	52.0%	73.4%	
as % of revenue:	3.0%	2.9%	-0.1% pts	2.2%	3.0%	+0.8% pts	-2.2% pts	
Net profit	696	880	26.5%	2,404	2,849	18.5%	101.9%	In line with our projection
Net margin	23.1%	31.6%	+8.5% pts	26.4%	30.8%	+4.4% pts	+0.6% pts	

SOURCES: VNDIRECT RESEARCH, COMPANY REPORTS

FY20F: A year of big projects

Adjustments to project opening schedules ►

According to VRE's management, the opening schedule of the three Vincom Mega Mall (VMM) projects would be later than our expectation. Particularly, VMM Ocean Park (GFA of 56,000 sq m) and VMM Smart City (GFA of 68,000 sq m) are expected to be launched at end-2Q20 or in 3Q20 (vs. our previous forecast of 1Q20), while VMM Grand Park (GFA of 48,000 sq m) at end-4Q20 (vs. our previous forecast of end-3Q20). In addition, the conversions of the two Vincom Plazas in Hai Phong and Da Nang to Vincom Centers are not likely to take place this year, as per our previous forecast. Thus, we reduce our forecast of FY20F's average GFA by 10.7% to reflect the changes in the timing of the launches by VRE.

Leasing revenue growth driven by Vincom Mega Mall projects and expansion demand of anchor tenants ►

We expect VRE to register 16.5% leasing revenue growth in FY20F, supported by 1) the launches of three Vincom Mega Malls (adding a total of 172,000 sq m to the total GFA), 2) the opening of nine Vincom Plazas in 2Q20-4Q20, 3) secured occupancy of anchor tenants (number of stores rising 45% yoy and GFA coverage growing 34% yoy), and 4) the continuous tenant mix upgrades for shopping malls in big cities.

Figure 4: Earnings revision

	2020F			2021F			2022F	Comments
	Old	New	%Δ	Old	New	%Δ		
Net revenue	11,246	10,791	-4.0%	14,492	13,191	-9.0%	15,280	We revise down our forecast for FY20-21F net revenue mainly due to 1) slower-than-expected launching of the 3 Vincom Mega Malls and 2) slower-than-expected conversion of Vincom Plazas to Vincom Centers.
Leasing	9,012	8,335	-7.5%	12,030	10,501	-12.7%	12,333	
Sales of property	2,114	2,230	5.5%	2,325	2,453	5.5%	2,698	
Net revenue growth	21.7%	16.5%		28.9%	22.2%		15.8%	
Gross profit	5,347	5,396	0.9%	7,465	7,042	-5.7%	8,404	We adjust upward our forecast for FY20-21F gross profit margin thanks to better margin from the sales of inventory property
Gross profit margin	47.5%	50.0%	+2.5% pts	51.5%	53.4%	+1.9% pts	55.0%	
Selling expenses	403	409	1.5%	478	472	-1.3%	510	
as % of revenue:	3.6%	3.8%	+0.2% pts	3.3%	3.6%	+0.3% pts	3.3%	
G&A expenses	483	577	19.5%	568	662	16.5%	734	
as % of revenue:	4.3%	5.3%	+1.0% pts	3.9%	5.0%	+1.1% pts	4.8%	
Operating profit	4,461	4,410	-1.1%	6,419	5,908	-8.0%	7,160	
EBT	3,538	4,560	28.9%	6,806	6,119	-10.1%	7,406	
Net profit	3,729	3,603	-3.4%	5,377	4,834	-10.1%	5,851	
Net margin	33.2%	33.4%	+0.2% pts	37.1%	36.6%	-0.5% pts	38.3%	

SOURCES: VNDIRECT RESEARCH, COMPANY REPORTS

Valuation

We make minor changes to our FY20F core EPS (+0.4% vs. old forecast) after factoring in the 2.4% share buyback executed in Nov 2019. However, we lower our TP to VND42,600 on the back of the downgrade in bottomline for FY20-21F but reiterate our Add rating as VRE is still on its high-growth stage (FY20-21F) to benefit from Vietnam's modern retail boom.

VRE's share price currently trades at 19.4x FY20F P/E, above regional retail real estate peers' average of 17.6x. We believe that VRE deserves to trade at a premium over peers such as SM Prime (FY20F P/E of 31.9x) or Central Pattana (FY20F P/E of 28.6x) thanks to its market leadership in Vietnam's fast-growing retail industry, compared to the developed retail platforms in the Philippines and Thailand. Potential re-rating catalysts include faster-than-expected mall openings. Downside risks include prolonged COVID-19 outbreak.

Figure 5: Discounted cash flows

(VNDbn)	2020F	2021F	2022F	2023F	2024F	2025F	2026F	2027F	2028F	2029F	2030F
EBIT	4,410	5,908	7,160	8,456	9,906	11,066	13,261	14,723	16,003	17,308	18,505
Tax	-958	-1,285	-1,555	-1,843	-2,172	-2,442	-2,930	-3,262	-3,553	-3,851	-4,145
Depreciation	1,775	1,921	2,054	2,202	2,356	2,534	2,706	2,899	3,101	3,321	3,374
Capex	-2,308	-2,626	-2,810	-2,984	-3,191	-3,349	-3,454	-3,888	-4,078	-4,743	-5,258
Change in work capital	1,414	573	328	421	1,071	660	395	740	661	985	1,052
Free Cash Flows	4,343	4,501	5,190	6,262	7,982	8,889	9,993	11,229	12,152	13,040	13,550

SOURCES: VNDIRECT RESEARCH ESTIMATES

Figure 6: Assumptions

Cost of Capital	
Beta	1.00
Market Risk Premium	10.1%
Cost of Equity	14.1%
Cost of Debt	7.0%
WACC	12.4%

SOURCES: VNDIRECT RESEARCH ESTIMATES, COMPANY REPORTS

Figure 7: DCF Valuation

DCF Method	Amount	Unit
PV of Free Cash Flows	43,079	VNDbn
PV of Terminal Value (4.0% growth)	54,404	VNDbn
Enterprise value	97,483	VNDbn
Cash and cash equivalents	2,177	VNDbn
Total debts	(2,785)	VNDbn
Equity Value	96,875	VNDbn
Shares	2,272	million
Price per share	42,600	VND/share

SOURCES: VNDIRECT RESEARCH ESTIMATES

Figure 8: Peer comparison

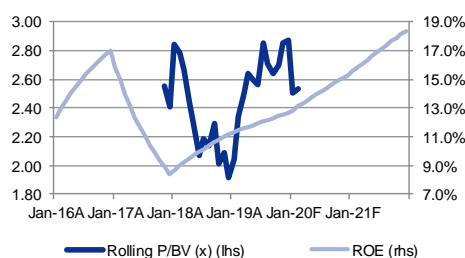
Company	Bloomberg Ticker	Recom.	Share Price (local curr)	Target Price (local curr)	Market Cap (US\$ m)	P/E (x)			3-year EPS CAGR (%)	P/BV (x)			ROE (%)			ROA (%)			
						TTM	FY20F	FY21F		TTM	FY20F	FY21F	TTM	FY20F	FY21F	TTM	FY20F	FY21F	
Retail real estate companies																			
Vincom Retail JSC	VRE VN	ADD	30,700	42,600	3,002	24.5	19.4	14.4	26.1%	2.3	2.3	2.2	10.3%	16.0%	19.1%	7.6%	11.6%	13.6%	
SM Prime Holdings	SMPH PM	NOT RATED	41.30	NA	23,449	32.8	31.9	28.6	5.5%	3.8	3.9	3.5	13.0%	12.9%	13.1%	5.8%	6.0%	6.7%	
Central Pattana PCL	CPN TB	ADD	59.50	73.25	8,449	22.7	21.1	18.9	9.6%	5.1	3.4	3.0	16.1%	16.8%	16.9%	6.5%	7.7%	7.8%	
Pakuwon Jati	PWON IJ	ADD	575.0	700.0	2,005	9.5	12.4	10.4	3.1%	2.4	1.8	1.5	22.2%	15.1%	15.9%	11.6%	9.8%	10.3%	
Robinson PCL	ROBINS TB	HOLD	19.50	57.25	685	8.1	8.5	7.8	8.2%	3.9	1.4	1.2	15.1%	16.6%	16.6%	9.8%	11.5%	11.6%	
Platinum Group PCL	PLAT TB	REDUCE	3.78	5.50	335	14.5	14.1	11.3	6.7%	2.3	1.2	1.1	8.3%	8.3%	10.1%	6.5%	6.2%	7.4%	
Average - Retail real estate peers						6,985	17.5	17.6	15.4	6.6%	3.5	2.3	2.1	14.9%	13.9%	14.5%	8.0%	8.2%	8.8%

SOURCES: VNDIRECT RESEARCH, BLOOMBERG, DATABASE

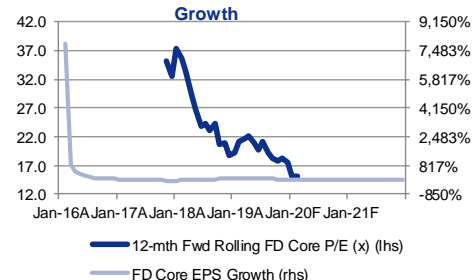
*DATA AS AT 21 FEB 2020, ALL ESTIMATES FOR NON-RATED (NR) STOCKS ARE BASED ON BLOOMBERG CONSENSUS ESTIMATES

BY THE NUMBERS

P/BV vs ROE



12-mth Fwd FD Core P/E vs FD Core EPS Growth



Profit & Loss

(VNDb)	Dec-18A	Dec-19A	Dec-20F	Dec-21F	Dec-22F
Total Net Revenues	9,124	9,259	10,791	13,191	15,280
Gross Profit	3,641	4,405	5,396	7,042	8,404
Operating EBITDA	4,048	5,032	6,195	7,839	9,227
Depreciation And Amortisation	(1,157)	(1,447)	(1,785)	(1,931)	(2,067)
Operating EBIT	2,891	3,585	4,410	5,908	7,160
Financial Income/(Expense)	102	(37)	115	168	196
Pretax Income/(Loss) from Assoc.	0	0	0	0	0
Non-Operating Income/(Expense)	60	30	36	44	50
Profit Before Tax (pre-EI)	3,876	4,398	5,546	7,253	8,650
Exceptional Items					
Pre-tax Profit	3,053	3,578	4,560	6,119	7,406
Taxation	(640)	(729)	(958)	(1,285)	(1,555)
Exceptional Income - post-tax					
Profit After Tax	2,413	2,849	3,603	4,834	5,851
Minority Interests	(9)	(0)	(1)	(1)	(1)
Pref. & Special Div	0	0	0	0	0
FX Gain/(Loss) - post tax					
Other Adjustments - post-tax					
Net Profit	2,404	2,848	3,602	4,833	5,850
Recurring Net Profit	3,055	3,501	4,381	5,729	6,833
Fully Diluted Recurring Net Profit	3,055	3,501	4,381	5,729	6,833

Cash Flow

(VNDb)	Dec-18A	Dec-19A	Dec-20F	Dec-21F	Dec-22F
EBITDA	4,048	5,032	6,195	7,839	9,227
Cash Flow from Inv. & Assoc.	0	0	0	0	0
Change In Working Capital	294	(588)	1,414	573	328
Straight Line Adjustment					
(Incr)/Decr in Total Provisions					
Other Non-Cash (Income)/Expense	60	30	36	44	50
Other Operating Cashflow	151	58	66	(311)	83
Net Interest (Paid)/Received	(417)	(303)	(194)	(209)	(241)
Tax Paid	(561)	(663)	(958)	(1,285)	(1,555)
Cashflow From Operations	3,574	3,567	6,560	6,650	7,891
Capex	(2,578)	(3,942)	(2,308)	(2,626)	(2,810)
Disposals Of FAs/subsidiaries	585	1,611	14	16	18
Disposals of Investment Properties					
Acq. Of Subsidiaries/investments	(2)	0	0	0	0
Other Investing Cashflow	2,631	2,127	(1,289)	(140)	(107)
Cash Flow From Investing	636	(205)	(3,583)	(2,750)	(2,899)
Debt Raised/(repaid)	(3,200)	0	3	473	446
Proceeds From Issue Of Shares	0	0	0	0	0
Shares Repurchased	0	(1,954)	0	0	0
Dividends Paid	0	(2,451)	0	(3,493)	(3,493)
Preferred Dividends					
Other Financing Cashflow	0	0	149	208	201
Cash Flow From Financing	(3,200)	(4,405)	153	(2,812)	(2,846)

SOURCES: VNDIRECT RESEARCH, COMPANY REPORTS

BY THE NUMBERS... cont'd

Balance Sheet

(VNDb)	Dec-18A	Dec-19A	Dec-20F	Dec-21F	Dec-22F
Total Cash And Equivalents	2,431	1,388	4,518	5,606	7,752
Properties Under Development					
Total Debtors	1,048	724	659	694	799
Inventories	902	986	1,084	1,192	1,311
Total Other Current Assets	2,742	1,270	1,722	2,105	2,439
Total Current Assets	7,123	4,368	7,983	9,597	12,301
Fixed Assets	282	450	418	394	380
Total Investments	28,261	28,764	29,435	30,330	31,241
Intangible Assets	505	430	439	434	436
Total Other Non-Current Assets	2,512	1,810	3,254	3,560	3,910
Total Non-current Assets	31,561	31,454	33,546	34,719	35,968
Short-term Debt	18	19	108	132	153
Current Portion of Long-Term Debt					
Total Creditors	6,218	4,721	6,669	7,430	8,374
Other Current Liabilities	24	27	30	34	38
Total Current Liabilities	6,260	4,768	6,807	7,595	8,564
Total Long-term Debt	2,762	2,765	2,680	3,129	3,555
Hybrid Debt - Debt Component					
Total Other Non-Current Liabilities	1,152	1,340	1,489	1,697	1,898
Total Non-current Liabilities	3,915	4,105	4,169	4,826	5,452
Total Provisions	0	0	0	0	0
Total Liabilities	10,174	8,872	10,976	12,422	14,017
Shareholders' Equity	28,468	26,916	30,518	31,858	34,215
Minority Interests	42	34	35	36	37
Total Equity	28,509	26,950	30,553	31,894	34,252

Key Ratios

	Dec-18A	Dec-19A	Dec-20F	Dec-21F	Dec-22F
Revenue Growth	65.3%	1.5%	16.5%	22.2%	15.8%
Operating EBITDA Growth	28.4%	22.0%	22.7%	25.0%	16.7%
Operating EBITDA Margin	52.6%	63.2%	66.5%	68.0%	68.5%
Net Cash Per Share (VND)	(178)	(615)	761	1,032	1,780
BVPS (VND)	14,535	11,845	13,430	14,020	15,057
Gross Interest Cover	8.90	14.56	27.85	33.64	34.86
Effective Tax Rate	N/A	N/A	N/A	N/A	N/A
Net Dividend Payout Ratio	NA	66.8%	NA	58.5%	49.2%
Accounts Receivables Days	20.25	17.28	15.93	15.59	15.98
Inventory Days	90.48	70.96	70.21	67.55	66.44
Accounts Payables Days	149.4	206.0	179.5	205.6	207.4
ROIC (%)	32%	201%	468%	642%	734%
ROCE (%)	13.4%	15.3%	18.1%	21.7%	24.2%
Return On Average Assets	8.2%	9.9%	11.6%	13.6%	15.0%

Key Drivers

	Dec-18A	Dec-19A	Dec-20F	Dec-21F	Dec-22F
Unbooked Presales (m) (VND)	N/A	N/A	N/A	N/A	N/A
Unbooked Presales (area: m sm)	N/A	N/A	N/A	N/A	N/A
Unbooked Presales (units)	N/A	N/A	N/A	N/A	N/A
Unsold attrib. landbank (area: m sm)	N/A	N/A	N/A	N/A	N/A
Gross Margins (%)	39.9%	47.6%	50.0%	53.4%	55.0%
Contracted Sales ASP (per Sm) (VND)	N/A	N/A	N/A	N/A	N/A
Residential EBIT Margin (%)	N/A	N/A	N/A	N/A	N/A
Investment rev / total rev (%)	N/A	N/A	N/A	N/A	N/A
Residential rev / total rev (%)	N/A	N/A	N/A	N/A	N/A
Inv. properties rental margin (%)	N/A	N/A	N/A	N/A	N/A
SG&A / Sales Ratio (%)	N/A	N/A	N/A	N/A	N/A

SOURCES: VNDIRECT RESEARCH, COMPANY REPORTS

DISCLAIMER

The content of this report (including the views and opinions expressed therein, and the information comprised therein) has been prepared by and belongs to VNDIRECT Securities Corporation, and is distributed by CGS-CIMB pursuant to an arrangement between VNDIRECT Securities Corporation and CGS-CIMB. VNDIRECT Securities Corporation is not an affiliate of CGS-CIMB.

This report is not directed to, or intended for distribution to or use by, any person or entity who is a citizen or resident of or located in any locality, state, country or other jurisdiction where such distribution, publication, availability or use would be contrary to law or regulation.

By accepting this report, the recipient hereof represents and warrants that he is entitled to receive such report in accordance with the restrictions set forth below and agrees to be bound by the limitations contained herein (including the "Restrictions on Distributions" set out below). Any failure to comply with these limitations may constitute a violation of law. This publication is being supplied to you strictly on the basis that it will remain confidential. No part of this report may be (i) copied, photocopied, duplicated, stored or reproduced in any form by any means or (ii) redistributed or passed on, directly or indirectly, to any other person in whole or in part, for any purpose without the prior written consent of CGS-CIMB.

The information contained in this research report is prepared from data believed to be correct and reliable at the time of issue of this report.

VNDIRECT Securities Corporation may or may not issue regular reports on the subject matter of this report at any frequency and may cease to do so or change the periodicity of reports at any time. Neither VNDIRECT Securities Corporation nor CGS-CIMB is under any obligation to update this report in the event of a material change to the information contained in this report. Neither VNDIRECT Securities Corporation nor CGS-CIMB has any and will accept any, obligation to (i) check or ensure that the contents of this report remain current, reliable or relevant, (ii) ensure that the content of this report constitutes all the information a prospective investor may require, (iii) ensure the adequacy, accuracy, completeness, reliability or fairness of any views, opinions and information, and accordingly, VNDIRECT Securities Corporation, CGS-CIMB and their respective affiliates and related persons including China Galaxy International Financial Holdings Limited ("CGIFHL") and CIMB Group Sdn. Bhd. ("CIMBG") and their respective related corporations (and their respective directors, associates, connected persons and/or employees) shall not be liable in any manner whatsoever for any consequences (including but not limited to any direct, indirect or consequential losses, loss of profits and damages) of any reliance thereon or usage thereof. In particular, VNDIRECT Securities Corporation and CGS-CIMB disclaim all responsibility and liability for the views and opinions set out in this report.

Unless otherwise specified, this report is based upon reasonable sources. Such sources will, unless otherwise specified, for market data, be market data and prices available from the main stock exchange or market where the relevant security is listed, or, where appropriate, any other market. Information on the accounts and business of company(ies) will generally be based on published statements of the company(ies), information disseminated by regulatory information services, other publicly available information and information resulting from our research. Whilst every effort is made to ensure that statements of facts made in this report are accurate, all estimates, projections, forecasts, expressions of opinion and other subjective judgments contained in this report are based on assumptions considered to be reasonable as of the date of the document in which they are contained and must not be construed as a representation that the matters referred to therein will occur. Past performance is not a reliable indicator of future performance. The value of investments may go down as well as up and those investing may, depending on the investments in question, lose more than the initial investment. No report shall constitute an offer or an invitation by or on behalf of CGS-CIMB or VNDIRECT Securities Corporation, or their respective affiliates (including CGIFHL, CIMBG and their respective related corporations) to any person to buy or sell any investments.

CGS-CIMB and/or VNDIRECT Securities Corporation and/or their respective affiliates and related corporations (including CGIFHL, CIMBG and their respective related corporations), their respective directors, associates, connected parties and/or employees may own or have positions in securities of the company(ies) covered in this research report or any securities related thereto and may from time to time add to or dispose of, or may be materially interested in, any such securities. Further, CGS-CIMB and/or VNDIRECT Securities Corporation, and/or their respective affiliates and their respective related corporations (including CGIFHL, CIMBG and their respective related corporations) do and seek to do business with the company(ies) covered in this research report and may from time to time act as market maker or have assumed an underwriting commitment in securities of such company(ies), may sell them to or buy them from customers on a principal basis and may also perform or seek to perform significant investment banking, advisory, underwriting or placement services for or relating to such company(ies) as well as solicit such investment, advisory or other services from any entity mentioned in this report.

CGS-CIMB and/or VNDIRECT Securities Corporation and/or their respective affiliates (including CGIFHL, CIMBG and their respective related corporations) may enter into an agreement with the company(ies) covered in this report relating to the production of research reports. CGS-CIMB and/or VNDIRECT Securities Corporation may disclose the contents of this report to the company(ies) covered by it and may have amended the contents of this report following such disclosure.

The analyst responsible for the production of this report hereby certifies that the views expressed herein accurately and exclusively reflect his or her personal views and opinions about any and all of the issuers or securities analysed in this report and were prepared independently and autonomously. No part of the compensation of the analyst(s) was, is, or will be directly or indirectly related to the inclusion of specific recommendations(s) or view(s) in this report. The analyst(s) who prepared this research report is prohibited from receiving any compensation, incentive or bonus based on specific investment banking transactions or for providing a specific recommendation for, or view of, a particular company. Information barriers and other arrangements may be established where necessary to prevent conflicts of interests arising. However, the analyst(s) may receive compensation that is based on his/her coverage of company(ies) in the performance of his/her duties or the performance of his/her recommendations and the research personnel involved in the preparation of this report may also participate in the solicitation of the businesses as described above. In reviewing this research report, an investor should be aware that any or all of the foregoing, among other things, may give rise to real or potential conflicts of interest. Additional information is, subject to the duties of confidentiality, available on request.

The term "VNDIRECT Securities Corporation" shall, unless the context otherwise requires, mean VNDIRECT Securities Corporation and its affiliates, subsidiaries and related companies. The term "CGS-CIMB" shall denote, where appropriate, the relevant entity distributing or disseminating the report in the particular jurisdiction referenced below, or, in every other case except as otherwise stated herein, CGS-CIMB Securities International Pte. Ltd. and its affiliates, subsidiaries and related corporations.

CGS-CIMB

Country	CGS-CIMB Entity	Regulated by
Hong Kong	CGS-CIMB Securities (Hong Kong) Limited	Securities and Futures Commission Hong Kong
India	CGS-CIMB Securities (India) Private Limited	Securities and Exchange Board of India (SEBI)
Indonesia	PT CGS-CIMB Sekuritas Indonesia	Financial Services Authority of Indonesia
Malaysia	CGS-CIMB Securities Sdn. Bhd. (formerly known as Jupiter Securities Sdn. Bhd.)	Securities Commission Malaysia
Singapore	CGS-CIMB Research Pte. Ltd.	Monetary Authority of Singapore
South Korea	CGS-CIMB Securities (Hong Kong) Limited, Korea Branch	Financial Services Commission and Financial Supervisory Service
Thailand	CGS-CIMB Securities (Thailand) Co. Ltd.	Securities and Exchange Commission Thailand

(i) As of January 31, 2020 VNDIRECT Securities Corporation has a proprietary position in the securities (which may include but not limited to shares, warrants, call warrants and/or any other derivatives) in the following company or companies covered or recommended in this report:

(a) -

(ii) As of February 21, 2020, the analyst(s) who prepared this report, and the associate(s), has / have an interest in the securities (which may include but not limited to shares, warrants, call warrants and/or any other derivatives) in the following company or companies covered or recommended in this report:

(a) -

This report does not purport to contain all the information that a prospective investor may require. CGS-CIMB, VNDIRECT Securities Corporation and their respective affiliates (including CGIFHL, CIMBG and their related corporations) do not make any guarantee, representation or warranty, express or implied, as to the adequacy, accuracy, completeness, reliability or fairness of any such information and opinion contained in this report. None of CGS-CIMB, VNDIRECT Securities Corporation and their respective affiliates and related persons (including CGIFHL, CIMBG and their related corporations) shall be liable in any manner whatsoever for any consequences (including but not limited to any direct, indirect or consequential losses, loss of profits and damages) of any reliance thereon or usage thereof.

This report is general in nature and has been prepared for information purposes only. It is intended for circulation amongst CGS-CIMB's and its affiliates' (including CGIFHL's, CIMBG's and their respective related corporations') clients generally and does not have regard to the specific investment objectives, financial situation and the particular needs of any specific person who may receive this report. The information and opinions in this report are not and should not be construed or considered as an offer, recommendation or solicitation to buy or sell the subject securities, related investments or other financial instruments or any derivative instrument, or any rights pertaining thereto.

Investors are advised to make their own independent evaluation of the information contained in this research report, consider their own individual investment objectives, financial situation and particular needs and consult their own professional and financial advisers as to the legal, business, financial, tax and other aspects before participating in any transaction in respect of the securities of company(ies) covered in this research report. The securities of such company(ies) may not be eligible for sale in all jurisdictions or to all categories of investors.

Restrictions on Distributions

Australia: Despite anything in this report to the contrary, this research is issued by VNDIRECT Securities Corporation and provided in Australia by CGS-CIMB Securities (Singapore) Pte. Ltd. and CGS-CIMB Securities (Hong Kong) Limited. This research is only available in Australia to persons who are "wholesale clients" (within the meaning of the Corporations Act 2001 (Cth) and is supplied solely for the use of such wholesale clients and shall not be distributed or passed on to any other person. You represent and warrant that if you are in Australia, you are a "wholesale client". This research is of a general nature only and has been prepared without taking into account the objectives, financial situation or needs of the individual recipient. CGS-CIMB Securities (Singapore) Pte. Ltd. and CGS-CIMB Securities (Hong Kong) Limited do not hold, and are not required to hold an Australian financial services license. CGS-CIMB Securities (Singapore) Pte. Ltd. and CGS-CIMB Securities (Hong Kong) Limited rely on "passporting" exemptions for entities appropriately licensed by the Monetary Authority of Singapore (under ASIC Class Order 03/1102) and the Securities and Futures Commission in Hong Kong (under ASIC Class Order 03/1103).

Canada: This research report has not been prepared in accordance with the disclosure requirements of Dealer Member Rule 3400 – Research Restrictions and Disclosure Requirements of the Investment Industry Regulatory Organization of Canada. For any research report distributed by CIBC, further disclosures related to CIBC conflicts of interest can be found at <https://researchcentral.cibcwm.com>.

China: For the purpose of this report, the People's Republic of China ("PRC") does not include the Hong Kong Special Administrative Region, the Macau Special Administrative Region or Taiwan. The distributor of this report has not been approved or licensed by the China Securities Regulatory Commission or any other relevant regulatory authority or governmental agency in the PRC. This report contains only marketing information. The distribution of this report is not an offer to buy or sell to any person within or outside PRC or a solicitation to any person within or outside of PRC to buy or sell any instruments described herein. This report is being issued outside the PRC to a limited number of institutional investors and may not be provided to any person other than the original recipient and may not be reproduced or used for any other purpose.

France: Only qualified investors within the meaning of French law shall have access to this report. This report shall not be considered as an offer to subscribe to, or used in connection with, any offer for subscription or sale or marketing or direct or indirect distribution of financial instruments and it is not intended as a solicitation for the purchase of any financial instrument.

Germany: This report is only directed at persons who are professional investors as defined in sec 31a(2) of the German Securities Trading Act

(WpHG). This publication constitutes research of a non-binding nature on the market situation and the investment instruments cited here at the time of the publication of the information.

The current prices/yields in this issue are based upon closing prices from Bloomberg as of the day preceding publication. Please note that neither the German Federal Financial Supervisory Agency (BaFin), nor any other supervisory authority exercises any control over the content of this report.

Hong Kong: This report is issued by VNDIRECT Securities Corporation and distributed in Hong Kong by CGS-CIMB Securities (Hong Kong) Limited ("CHK") which is licensed in Hong Kong by the Securities and Futures Commission for Type 1 (dealing in securities), Type 4 (advising on securities) and Type 6 (advising on corporate finance) activities. Any investors wishing to purchase or otherwise deal in the securities covered in this report should contact the Head of Sales at CGS-CIMB Securities (Hong Kong) Limited. The views and opinions in this research report are of VNDIRECT Securities Corporation as of the date hereof and are subject to change. If the Financial Services and Markets Act of the United Kingdom or the rules of the Financial Conduct Authority apply to a recipient, our obligations owed to such recipient therein are unaffected. CHK has no obligation to update the opinion or the information in this research report.

CHK does not make a market on other securities mentioned in the report.

India:

This report is issued by VNDIRECT Securities Corporation and distributed in India by CGS-CIMB Securities (India) Private Limited ("CGS-CIMB India"). CGS-CIMB India is a subsidiary of CGS-CIMB Securities International Pte. Ltd. which in turn is a 50:50 joint venture company of CGIFHL and CIMBG. The details of the members of the group of companies of CGS-CIMB can be found at www.cgs-cimb.com, CGIFHL at www.chinastock.com.hk/en/ACG/ContactUs/index.aspx and CIMBG at www.cimb.com/en/who-we-are.html. CGS-CIMB India is registered with the National Stock Exchange of India Limited and BSE Limited as a trading and clearing member (Merchant Banking Number: INM000012037) under the Securities and Exchange Board of India (Stock Brokers and Sub-Brokers) Regulations, 1992. In accordance with the provisions of Regulation 4(g) of the Securities and Exchange Board of India (Investment Advisers) Regulations, 2013, CGS-CIMB India is not required to seek registration with the Securities and Exchange Board of India ("SEBI") as an Investment Adviser. CGS-CIMB India is registered with SEBI (SEBI Registration Number: INZ000157134) as a Research Analyst (INH000000669) pursuant to the SEBI (Research Analysts) Regulations, 2014 ("Regulations").

This report does not take into account the particular investment objectives, financial situations, or needs of the recipients. It is not intended for and does not deal with prohibitions on investment due to law/jurisdiction issues etc. which may exist for certain persons/entities. Recipients should rely on their own investigations and take their own professional advice before investment.

The report is not a "prospectus" as defined under Indian Law, including the Companies Act, 2013, and is not, and shall not be, approved by, or filed or registered with, any Indian regulator, including any Registrar of Companies in India, SEBI, any Indian stock exchange, or the Reserve Bank of India. No offer, or invitation to offer, or solicitation of subscription with respect to any such securities listed or proposed to be listed in India is being made, or intended to be made, to the public, or to any member or section of the public in India, through or pursuant to this report.

The research analysts, strategists or economists principally responsible for the preparation of this research report are segregated from the other activities of CGS-CIMB India and they have received compensation based upon various factors, including quality, accuracy and value of research, firm profitability or revenues, client feedback and competitive factors. Research analysts', strategists' or economists' compensation is not linked to investment banking or capital markets transactions performed or proposed to be performed by CGS-CIMB India or its affiliates.

CGS-CIMB India does not have actual / beneficial ownership of 1% or more securities of the subject company in this research report, at the end of the month immediately preceding the date of publication of this research report. However, since affiliates of CGS-CIMB India are engaged in the financial services business, they might have in their normal course of business financial interests or actual / beneficial ownership of one per cent or more in various companies including the subject company in this research report.

CGS-CIMB India or its associates, may: (a) from time to time, have long or short position in, and buy or sell the securities of the subject company in this research report; or (b) be engaged in any other transaction involving such securities and earn brokerage or other compensation or act as a market maker in the financial instruments of the subject company in this research report or act as an advisor or lender/borrower to such company or may have any other potential conflict of interests with respect to any recommendation and other related information and opinions.

CGS-CIMB India, its associates and the analyst engaged in preparation of this research report have not received any compensation for investment banking, merchant banking or brokerage services from the subject company mentioned in the research report in the past 12 months.

CGS-CIMB India, its associates and the analyst engaged in preparation of this research report have not managed or co-managed public offering of securities for the subject company mentioned in the research report in the past 12 months. The analyst from CGS-CIMB India engaged in preparation of this research report or his/her relative (a) do not have any financial interests in the subject company mentioned in this research report; (b) do not own 1% or more of the equity securities of the subject company mentioned in the research report as of the last day of the month preceding the publication of the research report; (c) do not have any material conflict of interest at the time of publication of the research report.

Indonesia: This report is issued by VNDIRECT Securities Corporation and distributed by PT CGS-CIMB Sekuritas Indonesia ("CGS-CIMB Indonesia"). The views and opinions in this research report are not our own but of VNDIRECT Securities Corporation as of the date hereof and are subject to change. CGS-CIMB Indonesia has no obligation to update the opinion or the information in this research report. This report is for private circulation only to clients of CGS-CIMB Indonesia. Neither this report nor any copy hereof may be distributed in Indonesia or to any Indonesian citizens wherever they are domiciled or to Indonesian residents except in compliance with applicable Indonesian capital market laws and regulations.

This research report is not an offer of securities in Indonesia. The securities referred to in this research report have not been registered with the Financial Services Authority (Otoritas Jasa Keuangan) pursuant to relevant capital market laws and regulations, and may not be offered or sold within the territory of the Republic of Indonesia or to Indonesian citizens through a public offering or in circumstances which constitute an offer within the meaning of the Indonesian capital market law and regulations.

Ireland: CGS-CIMB is not an investment firm authorised in the Republic of Ireland and no part of this document should be construed as CGS-CIMB acting as, or otherwise claiming or representing to be, an investment firm authorised in the Republic of Ireland.

Malaysia: This report is issued by VNDIRECT Securities Corporation and distributed in Malaysia by CGS-CIMB Securities Sdn. Bhd. (formerly known as Jupiter Securities Sdn. Bhd.) ("CGS-CIMB Malaysia") solely for the benefit of and for the exclusive use of our clients. Recipients of this report are

to contact CGS-CIMB Malaysia, at 29th Floor Menara CIMB No. 1 Jalan Stesen Sentral 2, Kuala Lumpur Sentral 50470 Kuala Lumpur, Malaysia, in respect of any matters arising from or in connection with this report. CGS-CIMB Malaysia has no obligation to update, revise or reaffirm the opinion or the information in this research report after the date of this report.

New Zealand: In New Zealand, this report is for distribution only to persons who are wholesale clients pursuant to section 5C of the Financial Advisers Act 2008.

Singapore: This report is issued by VNDIRECT Securities Corporation and distributed by CGS-CIMB Research Pte Ltd ("CGS-CIMBR"). CGS-CIMBR is a financial adviser licensed under the Financial Advisers Act, Cap 110 ("FAA") for advising on investment products, by issuing or promulgating research analyses or research reports, whether in electronic, print or other form. Accordingly CGS-CIMBR is a subject to the applicable rules under the FAA unless it is able to avail itself to any prescribed exemptions.

Recipients of this report are to contact CGS-CIMB Research Pte Ltd, 50 Raffles Place, #16-02 Singapore Land Tower, Singapore in respect of any matters arising from, or in connection with this report. CGS-CIMBR has no obligation to update the opinion or the information in this research report. This publication is strictly confidential and is for private circulation only. If you have not been sent this report by CGS-CIMBR directly, you may not rely, use or disclose to anyone else this report or its contents.

If the recipient of this research report is not an accredited investor, expert investor or institutional investor, CGS-CIMBR accepts legal responsibility for the contents of the report without any disclaimer limiting or otherwise curtailing such legal responsibility. If the recipient is an accredited investor, expert investor or institutional investor, the recipient is deemed to acknowledge that CGS-CIMBR is exempt from certain requirements under the FAA and its attendant regulations, and as such, is exempt from complying with the following :

- (a) Section 25 of the FAA (obligation to disclose product information);
- (b) Section 27 (duty not to make recommendation with respect to any investment product without having a reasonable basis where you may be reasonably expected to rely on the recommendation) of the FAA;
- (c) MAS Notice on Information to Clients and Product Information Disclosure [Notice No. FAA-N03];
- (d) MAS Notice on Recommendation on Investment Products [Notice No. FAA-N16];
- (e) Section 36 (obligation on disclosure of interest in securities), and
- (f) any other laws, regulations, notices, directive, guidelines, circulars and practice notes which are relates to the above, to the extent permitted by applicable laws, as may be amended from time to time, and any other laws, regulations, notices, directive, guidelines, circulars, and practice notes as we may notify you from time to time. In addition, the recipient who is an accredited investor, expert investor or institutional investor acknowledges that a CGS-CIMBR is exempt from Section 27 of the FAA, the recipient will also not be able to file a civil claim against CGS-CIMBR for any loss or damage arising from the recipient's reliance on any recommendation made by CGS-CIMBR which would otherwise be a right that is available to the recipient under Section 27 of the FAA, the recipient will also not be able to file a civil claim against CGS-CIMBR for any loss or damage arising from the recipient's reliance on any recommendation made by CGS-CIMBR which would otherwise be a right that is available to the recipient under Section 27 of the FAA.

CGS-CIMBR, its affiliates and related corporations, their directors, associates, connected parties and/or employees may own or have positions in securities of the company(ies) covered in this research report or any securities related thereto and may from time to time add to or dispose of, or may be materially interested in, any such securities. Further, CGS-CIMBR, its affiliates and its related corporations do and seek to do business with the company(ies) covered in this research report and may from time to time act as market maker or have assumed an underwriting commitment in securities of such company(ies), may sell them to or buy them from customers on a principal basis and may also perform or seek to perform significant investment banking, advisory, underwriting or placement services for or relating to such company(ies) as well as solicit such investment, advisory or other services from any entity mentioned in this report.

As of February 21, 2020,, CGS-CIMBR does not have a proprietary position in the recommended securities in this report.

CGS-CIMBR does not make a market on the securities mentioned in the report.

South Korea: This report is issued by VNDIRECT Securities Corporation and distributed in South Korea by CGS-CIMB Securities (Hong Kong) Limited, Korea Branch ("CGS-CIMB Korea") which is licensed as a cash equity broker, and regulated by the Financial Services Commission and Financial Supervisory Service of Korea. In South Korea, this report is for distribution only to professional investors under Article 9(5) of the Financial Investment Services and Capital Market Act of Korea ("FSCMA").

Spain: This document is a research report and it is addressed to institutional investors only. The research report is of a general nature and not personalised and does not constitute investment advice so, as the case may be, the recipient must seek proper advice before adopting any investment decision. This document does not constitute a public offering of securities.

CGS-CIMB is not registered with the Spanish Comision Nacional del Mercado de Valores to provide investment services.

Sweden: This report contains only marketing information and has not been approved by the Swedish Financial Supervisory Authority. The distribution of this report is not an offer to sell to any person in Sweden or a solicitation to any person in Sweden to buy any instruments described herein and may not be forwarded to the public in Sweden.

Switzerland: This report has not been prepared in accordance with the recognized self-regulatory minimal standards for research reports of banks issued by the Swiss Bankers' Association (Directives on the Independence of Financial Research).

Thailand: This report is issued by VNDIRECT Securities Corporation and distributed by CGS-CIMB Securities (Thailand) Co. Ltd. ("CGS-CIMB Thailand") based upon sources believed to be reliable (but their accuracy, completeness or correctness is not guaranteed). The statements or expressions of opinion herein were arrived at after due and careful consideration for use as information for investment. Such opinions are subject to change without notice and CGS-CIMB Thailand has no obligation to update the opinion or the information in this research report.

CGS-CIMB Thailand may act or acts as Market Maker, and issuer and offerer of Derivative Warrants and Structured Note which may have the following securities as its underlying securities. Investors should carefully read and study the details of the derivative warrants in the prospectus before making investment decisions.

AAV, ADVANC, AEONTS, AMATA, AOT, AWC, BANPU, BBL, BCH, BCP, BCPG, BDMS, BEC, BEM, BGC, BGRIM, BH, BJC, BPP, BTS, CBG, CENTEL, CHG, CK, CKP, COM7, CPALL, CPF, CPN, DELTA, DTAC, EA, EGCO, EPG, ERW, ESSO, GFPT, GLOBAL, GPSC, GULF, GUNKUL,

HANA, HMPRO, INTUCH, IRPC, IVL, JAS, JMT, KBANK, KCE, KKP, KTB, KTC, LH, MAJOR, MBK, MEGA, MINT, MTC, ORI, OSP, PLANB, PRM, PSH, PSL, PTG, PTT, PTTEP, PTTGC, QH, RATCH, RS, SAWAD, SCB, SCC, SGP, SPALI, SPRC, STA, STEC, STPI, SUPER, TASCO, TCAP, THAI, THANI, THG, TISCO, TKN, TMB, TOA, TOP, TPIPP, TQM, TRUE, TTW, TU, VGI, WHA, BEAUTY, JMART, LPN, SISB, WORK.

Corporate Governance Report:

The disclosure of the survey result of the Thai Institute of Directors Association ("IOD") regarding corporate governance is made pursuant to the policy of the Office of the Securities and Exchange Commission. The survey of the IOD is based on the information of a company listed on the Stock Exchange of Thailand and the Market for Alternative Investment disclosed to the public and able to be accessed by a general public investor. The result, therefore, is from the perspective of a third party. It is not an evaluation of operation and is not based on inside information.

The survey result is as of the date appearing in the Corporate Governance Report of Thai Listed Companies. As a result, the survey result may be changed after that date. CGS-CIMB Thailand does not confirm nor certify the accuracy of such survey result.

Score Range:	90 - 100	80 - 89	70 - 79	Below 70 or	No Survey Result
Description:	Excellent	Very Good	Good	N/A	

United Arab Emirates: The distributor of this report has not been approved or licensed by the UAE Central Bank or any other relevant licensing authorities or governmental agencies in the United Arab Emirates. This report is strictly private and confidential and has not been reviewed by, deposited or registered with UAE Central Bank or any other licensing authority or governmental agencies in the United Arab Emirates. This report is being issued outside the United Arab Emirates to a limited number of institutional investors and must not be provided to any person other than the original recipient and may not be reproduced or used for any other purpose. Further, the information contained in this report is not intended to lead to the sale of investments under any subscription agreement or the conclusion of any other contract of whatsoever nature within the territory of the United Arab Emirates.

United Kingdom and European Economic Area (EEA): In the United Kingdom and European Economic Area, this material is issued by VNDIRECT Securities Corporation and is being distributed by CGS-CIMB Securities (UK) Limited ("CGS-CIMB UK"). CGS-CIMB UK is authorized and regulated by the Financial Conduct Authority and its registered office is at 27 Knightsbridge, London, SW1X7YB. The material distributed by CGS-CIMB UK has been prepared in accordance with CGS-CIMB's policies for managing conflicts of interest arising as a result of publication and distribution of this material. This material is for distribution only to, and is solely directed at, selected persons on the basis that those persons: (a) are eligible counterparties and professional clients of CGS-CIMB UK; (b) have professional experience in matters relating to investments falling within Article 19(5) of the Financial Services and Markets Act 2000 (Financial Promotion) Order 2005 (as amended, the "Order"), (c) fall within Article 49(2)(a) to (d) ("high net worth companies, unincorporated associations etc") of the Order; (d) are outside the United Kingdom subject to relevant regulation in each jurisdiction, material(all such persons together being referred to as "relevant persons"). This material is directed only at relevant persons and must not be acted on or relied on by persons who are not relevant persons. Any investment or investment activity to which this material relates is available only to relevant persons and will be engaged in only with relevant persons.

Where this material is labelled as non-independent, it does not provide an impartial or objective assessment of the subject matter and does not constitute independent "research" (cannot remove research from here under the applicable rules of the Financial Conduct Authority in the UK. Consequently, any such non-independent material will not have been prepared in accordance with legal requirements designed to promote the independence of research (cannot remove research from here) and will not subject to any prohibition on dealing ahead of the dissemination of research. Any such non-independent material must be considered as a marketing communication.

United States: This research report is issued by VNDIRECT Securities Corporation and distributed in the United States of America by CGS-CIMB Securities (USA) Inc, a U.S. registered broker-dealer and a related company of CGS-CIMB Securities Sdn. Bhd. (formerly known as Jupiter Securities Sdn. Bhd.), CGS-CIMB Research Pte Ltd, PT CGS-CIMB Sekuritas Indonesia, CGS-CIMB Securities (Thailand) Co. Ltd, CGS-CIMB Securities (Hong Kong) Limited and CGS-CIMB Securities (India) Private Limited, and is distributed solely to persons who qualify as "U.S. Institutional Investors" as defined in Rule 15a-6 under the Securities and Exchange Act of 1934. This communication is only for Institutional Investors whose ordinary business activities involve investing in shares, bonds, and associated securities and/or derivative securities and who have professional experience in such investments. Any person who is not a U.S. Institutional Investor or Major Institutional Investor must not rely on this communication. The delivery of this research report to any person in the United States of America is not a recommendation to effect any transactions in the securities discussed herein, or an endorsement of any opinion expressed herein. CGS-CIMB Securities (USA) Inc, is a FINRA/SIPC member and takes responsibility for the content of this report. For further information or to place an order in any of the above-mentioned securities please contact a registered representative of CGS-CIMB Securities (USA) Inc.

CGS-CIMB Securities (USA) Inc. does not make a market on other securities mentioned in the report.

CGS-CIMB Securities (USA) Inc. has not managed or co-managed a public offering of any of the securities mentioned in the past 12 months.

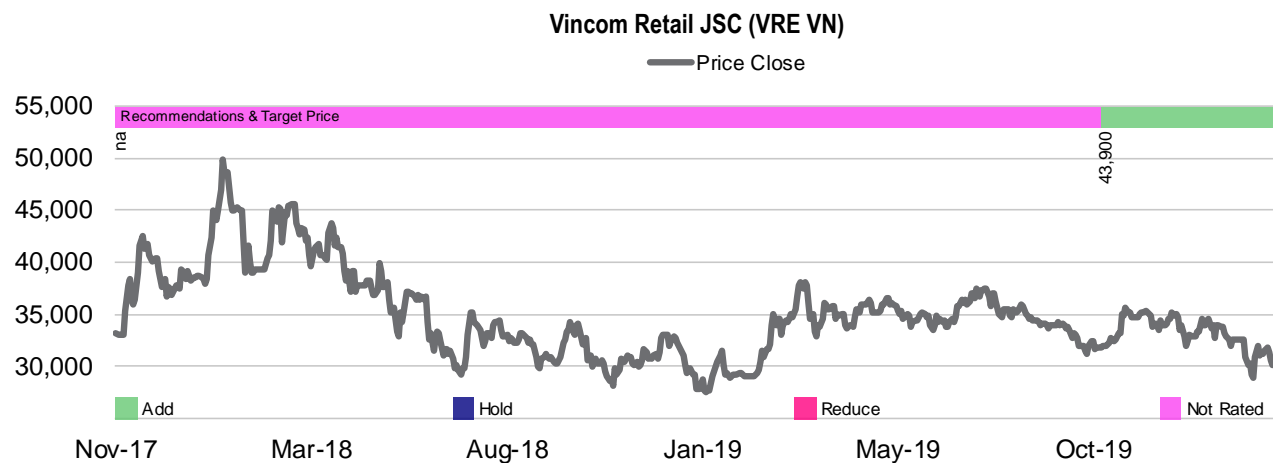
CGS-CIMB Securities (USA) Inc. has not received compensation for investment banking services from any of the company mentioned in the past 12 months.

CGS-CIMB Securities (USA) Inc. neither expects to receive nor intends to seek compensation for investment banking services from any of the company mentioned within the next 3 months.

Other jurisdictions: In any other jurisdictions, except if otherwise restricted by laws or regulations, this report is only for distribution to professional, institutional or sophisticated investors as defined in the laws and regulations of such jurisdictions.

Distribution of stock ratings and investment banking clients for quarter ended on 31 December 2019		
798 companies under coverage for quarter ended on 31 December 2019		
	Rating Distribution (%)	Investment Banking clients (%)
Add	61.4%	0.0%
Hold	25.2%	0.0%
Reduce	13.4%	0.0%

Spitzer Chart for stock being researched (2 year data)



Corporate Governance Report of Thai Listed Companies (CGR). CG Rating by the Thai Institute of Directors Association (Thai IOD) in 2019, Anti-Corruption 2019

ADVANC – Excellent, Certified, **AEONTS** – Good, n/a, **AH** – Very Good, n/a, **AMATA** – Excellent, Declared, **ANAN** – Excellent, Declared, **AOT** – Excellent, n/a, **AP** – Excellent, Certified, **ASP** – Very Good, Certified, **BAM** – not available, n/a, **BANPU** – Excellent, Certified, **BAY** – Excellent, Certified, **BBL** – Very Good, Certified, **BCH** – Good, Certified, **BGP** – Excellent, Certified, **BCPG** – Excellent, Certified, **BDMS** – Very Good, n/a, **BEAUTY** – Good, n/a, **BEC** – Very Good, n/a, **BGRIM** – Very Good, Declared, **BH** – Good, n/a, **BJC** – Very Good, n/a, **BJCHI** – Very Good, Certified, **BLA** – Very Good, Certified, **BPP** – Very Good, Declared, **BR** – Good, n/a, **BTS** – Excellent, Certified, **CBG** – Very Good, n/a, **CCET** – Good, n/a, **CENEL** – Very Good, Certified, **CHAYO** – Good, n/a, **CHG** – Very Good, Declared, **CK** – Excellent, n/a, **COL** – Excellent, Declared, **CPALL** – Excellent, Certified, **CPF** – Excellent, Certified, **CPN** – Excellent, Certified, **CPNREIT** – not available, n/a, **CRC** – not available, n/a, **DELTA** – Excellent, Declared, **DEMCO** – Excellent, Certified, **DDD** – Very Good, n/a, **DIF** – not available, n/a, **DREIT** – not available, n/a, **DTAC** – Excellent, Certified, **EA** – Excellent, n/a, **ECL** – Very Good, Certified, **EGCO** – Excellent, Certified, **EPG** – Very Good, n/a, **ERW** – Very Good, n/a, **GFPT** – Excellent, Certified, **GGC** – Excellent, Certified, **GLOBAL** – Very Good, n/a, **GLOW** – Very Good, Certified, **GPSC** – Excellent, Certified, **GULF** – Very Good, n/a, **GUNKUL** – Excellent, Certified, **HANA** – Excellent, Certified, **HMPRO** – Excellent, Certified, **HUMAN** – Good, n/a, **ICHI** – Excellent, Declared, **III** – Excellent, n/a, **INTUCH** – Excellent, Certified, **IRPC** – Excellent, Certified, **ITD** – Very Good, n/a, **IVL** – Excellent, Certified, **JASIF** – not available, n/a, **BJC** – Very Good, n/a, **JMT** – Very Good, n/a, **KBANK** – Excellent, Certified, **KCE** – Excellent, Certified, **KKP** – Excellent, Certified, **KSL** – Excellent, Certified, **KTB** – Excellent, Certified, **KTC** – Excellent, Certified, **LH** – Excellent, n/a, **LPN** – Excellent, Certified, **M** – Very Good, Certified, **MACO** – Very Good, n/a, **MAJOR** – Very Good, n/a, **MAKRO** – Excellent, Certified, **MALEE** – Excellent, Certified, **MC** – Excellent, Certified, **MCOT** – Excellent, Certified, **MEGA** – Very Good, n/a, **MINT** – Excellent, Certified, **MK** – Very Good, n/a, **MTC** – Excellent, n/a, **NETBAY** – Very Good, n/a, **OSP** – Very Good, n/a, **PLANB** – Excellent, Certified, **PLAT** – Very Good, Certified, **PR9** – Excellent, n/a, **PSH** – Excellent, Certified, **PSTC** – Very Good, Certified, **PTT** – Excellent, Certified, **PTTEP** – Excellent, Certified, **PTTGC** – Excellent, Certified, **QH** – Excellent, Certified, **RATCH** – Excellent, Certified, **ROBINS** – Excellent, Certified, **RS** – Excellent, n/a, **RSP** – not available, n/a, **S** – Excellent, n/a, **SAPPE** – Very Good, Declared, **SAT** – Excellent, Certified, **SAWAD** – Very Good, n/a, **SC** – Excellent, Certified, **SCB** – Excellent, Certified, **SCC** – Excellent, Certified, **SCN** – Excellent, Certified, **SF** – Good, n/a, **SHR** – not available, n/a, **SIRI** – Very Good, Certified, **SPA** – Good, n/a, **SPALI** – Excellent, n/a, **SPRC** – Excellent, Certified, **STA** – Very Good, Certified, **STEC** – Excellent, n/a, **SVI** – Excellent, Certified, **SYNEX** – Excellent, Certified, **TASCO** – Excellent, Certified, **TCAP** – Excellent, Certified, **THANI** – Excellent, Certified, **TIPCO** – Very Good, Certified, **TISCO** – Excellent, Certified, **TKN** – Very Good, n/a, **TMB** – Excellent, Certified, **TNR** – Very Good, Certified, **TOP** – Excellent, Certified, **TPCH** – Good, n/a, **TIPIP** – Good, n/a, **TRUE** – Excellent, Certified, **TU** – Excellent, Certified, **TVO** – Excellent, Declared, **UNIQ** – not available, n/a, **VGI** – Excellent, Certified, **WHA** – Excellent, Certified, **WHART** – not available, n/a, **WICE** – Excellent, Certified, **WORK** – Good, n/a.

1 CG Score 2019 from Thai Institute of Directors Association (IOD)

2 AGM Level 2018 from Thai Investors Association

3 Companies participating in Thailand's Private Sector Collective Action Coalition Against Corruption programme (Thai CAC) under Thai Institute of Directors (as of November 30, 2018) are categorised into:

companies that have declared their intention to join CAC, and companies certified by CAC.

4 The Stock Exchange of Thailand : the record of listed companies with corporate sustainable development "Thai sustainability Investment 2018" included:

SET and mai listed companies passed the assessment conducted by the Stock Exchange of Thailand: THSI (SET) and THSI (mai)

SET listed companies passed the assessment conducted by the Dow Jones Sustainability Indices (DJSI) .

RECOMMENDATION FRAMEWORK

Stock Ratings

Definition:

Add	The stock's total return is expected to reach 15% or higher over the next 12 months.
Hold	The stock's total return is expected to be between negative 10% and positive 15% over the next 12 months.
Reduce	The stock's total return is expected to fall below negative 10% over the next 12 months.

The total expected return of a stock is defined as the sum of the: (i) percentage difference between the target price and the current price and (ii) the forward net dividend yields of the stock. Stock price targets have an investment horizon of 12 months.

Sector Ratings

Definition:

Overweight	An Overweight rating means stocks in the sector have, on a market cap-weighted basis, a positive absolute recommendation.
Neutral	A Neutral rating means stocks in the sector have, on a market cap-weighted basis, a neutral absolute recommendation.
Underweight	An Underweight rating means stocks in the sector have, on a market cap-weighted basis, a negative absolute recommendation.

Country Ratings

Definition:

Overweight	An Overweight rating means investors should be positioned with an above-market weight in this country relative to benchmark.
Neutral	A Neutral rating means investors should be positioned with a neutral weight in this country relative to benchmark.
Underweight	An Underweight rating means investors should be positioned with a below-market weight in this country relative to benchmark.

Hien Tran Khanh – Deputy Head of Research

Email: hien.trankhanh@vndirect.com.vn

Natalie NGUYEN – Equity Analyst

Email: minh.nguyennhu@vndirect.com.vn

VNDIRECT Securities Corporation

1 Nguyen Thuong Hien Str – Hai Ba Trung Dist – Ha Noi | Tel: +84 2439724568

Email: research@vndirect.com.vn | Website: <https://vndirect.com.vn>